

SPG_{mbH}

Suspension Parts






















Parts for air brake systems



SUMMARY

* INDUSTRIAL PUSH-IN	Pages	4 to 14
* INDUSTRIAL and AIR BRAKE POLYAMIDE	Page	15
* ACCESSOIRES and FITTINGS	Pages	16 to 26
* PUSH-IN AND FITTINGS - SAF CHAMBER PORT EXTENSIONS	Pages	27 and 27-1
* LL CONNECTORS	Pages	28 to 32
* TEST POINT and ACCESSORIES	Page	33
* DRAIN TAP and ACCESSORIES and COMPRESSED AIR HOSE	Page	34
* PLUG	Page	35
* RING NIPPLE and HOLLOW SCREW and PLIER	Pages	36 and 36-1
* RUBBER AIR HOSE and FITTINGS	Page	37
* COMPRESSOR HOSE	Pages	38 and 39
* AIR BRAKE FIRRINGS		
- PUSH-IN TECHNOLOGY	Pages	40 to 47
- RILAX RO and RILAX R	Pages	47 to 49
- NORGREN or ENOTS	Pages	50 to 55
- RILAX 2000	Pages	56 to 60
- VOSS 230-232-240-203	Pages	61 to 70-10
* AIR COLIS for AIR BRAKE - POLYAMIDE and POLYURETHANE	Pages	70-11 and 71
* PALM COUPLING and ACCESSORIES - FUEL CAP	Page	73
* PRESSURE PAD - DIAPHRAGMS - PROTECTING RUBBER BAND - BOBBIN	Pages	72 and 74
* CLEVIS FORK - CLEVIS PIN - ANGLE JOINT	Pages	75 to 77
* CLAMP and CABLE TIE and RETAINING RING - BOBBIN	Pages	78 to 81-11
* HYDRAULICAL BRAKE	Pages	82 to 89
* ELECTRICITY	Pages	90 to 97
* GREASE NIPPLE	Pages	98 and 99
* OIL DRAIN PLUG	Page	100
* ACCESSORIES for CAB LIFTING	Page	101
* CENTRAL LUBRICATION FITTING	Pages	103-103-16
* MARKING	Page	104
* AEROSOL	Pages	110 to 113
* SEAL	Pages	114 to 118-4
* LOW PRESSURE	Pages	119 to 141
* TUBE - HOSE	Pages	142 to 147

PICTURES NO CONTRACTUAL

					
Polymer HR fittings pages 4 to 7-1 and pages 12-1 to 12-3		Blower set pages 8 and 8-1	Ball valve page 9	Quick connector page 10	Fuel Push-in fitting pages 11 and 12
					
Quick acting couplers pages 12-4 to 12-6	Polyamide Polyurethane pages 14 and 15	Tube support - nut - cutting ring lock nut - ring and thrust ring pages 16 to 17-2	Connector pages 18 to 26	Equal elbow - male bulkhead pages 21 and 22	
					
Equal tee - male bulkhead pages 22 and 23	Bulkhead male-equal-M/F page 24	Reductor page 25	Female adaptor Male adaptor page 26	Adaptor page 26	Push-in end fitting page 27
					
LL connector pages 28 to 32	Test point and accessory page 33	Test point adaptor page 33	Drain tap Plug pages 34 and 35	Ring nipple Hollow screw pages 36 and 36-1	Compressor hose pages 38 and 39
					
Rubber air hose page 37	Fitting for rubber air hose page 37	Air brake push-in technology pages 40 to 47	Straight stud page 41	P5 adaptor page 41	Building block page 42
					
Norgren or Enots range pages 50 to 55		Rilax 2000 range pages 56 to 60	Plier page 59	VOSS 230 VOSS 232 pages 61 to 70-8	VOSS 240 VOSS 203 pages 68 to 70-10
					
Air coil pages 70-11 and 71	Plam coupling and accessory page 73	Pressure pad page 72	Clevis pin and fork pages 75 to 76	Angle joint page 77	Clamp - bobbins cable tie pages 78 to 81-11



Brake pipe
pages 82 to 89



**Copper tube
Steel tube**
page 87



Electricity
pages 90 to 97



**Wiring connection
box**
page 95



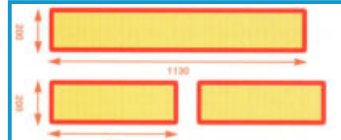
Grease nipple
pages 98 and 99



Oil drain plug
page 100



**Cab lifting
cabine PL**
page 101



Marking
page 104



Central lubrication
pages 103 to 103-16



Aerosol
pages 110 to 113



Sealing



pages 114 to 118-4



Low pressure hose
pages 119 to 122



Hose sleeve
page 123



Banjo
pages 124 to 125



Hollow screw
pages 125 to 126



Hose nipple
pages 126 to 129



Hose nipple BE
pages 127 to 128



Plastic fitting
page 130



Polyamide nipple
pages 134 to 135



Feed pump
page 137










Pressing tool
page 141



Tube - hose
pages 142 to 147

ASSORTED BOX AT THE END OF EACH RANGE



INDUSTRIAL PUSH-IN

* POLYMER HR FITTINGS

* Straight connector	page	5
* Unequal straight connector	page	5
* Straight stud	page	5
* Swivel elbow	page	6
* Tee connector	page	6
* Unequal tee connector	page	6
* Elbow connector	page	6
* Unequal elbow connector	page	6
* Stem reducer	page	6
* Male standpipe	page	7
* Flow control regulators	page	7
* Stem elbow	page	7
* Stem elbow with long stem	page	7
* Plug	page	7
* Tee manifold plastics	page	7

* AIR COILS

* COILS	page	8
* Plastic blowgun	page	8
* Air blowgun	page	8
* Blower set and Blower and vacuum	page	8-1 and 8-2

* BALL VALVE

* Water ball valve	page	9
* 3 Way ball valve fuel	page	9

* Brass rotatable connections

* Straight connector	page	10 and 10-1
* Straight stud	page	10 and 10-1
* Elbow connector	page	10 and 10-1
* Swivel elbow	page	10 and 10-1
* Tee connector	page	10 and 10-1

* INDUSTRIAL PUSH-IN FITTINGS Fuel, air, water, grease handling

* Straight connector	page	11
* Elbow connector	page	11
* Tee connector	page	11
* Stem reducer	page	11
* Straight stud	page	11
* Swivel elbow	page	12
* Swivel tee	page	12
* Compressed air coupling sockets Legris	page	12
* Push-in fittings for industrial and food applications	page	12-3
* Compressed air system	page	12-3 bis and ter
* Compressed air coupling sockets	page	12-4
* Quick acting couplers	page	12-5
* Water couplers	page	12-6
* Express fittings	page	13
* PU and PA tube and tube cutters	page	14

* OTHER FABRICATION


* Plastic push-in fittings	page	12-1
* Metal push-in fittings	page	12-2

INDUSTRIAL PUSH-IN

PA and PU Tube
 Maximum working pressure 18 bar
 Material : Polymer HR
 Conical threads with PTFE
 ISO 9001


STRAIGHT

Tube OD	Part No
3	100AB000
4	100VU001
5	100VU007
6	100VU002
8	100VU003
10	100VU004
12	100VU005
14	100VU006




REDUCING STRAIGHT

Tube OD	Part No
3-4	100VU020
4-6	100VU021
4-8	100VU022
6-8	100VU023
6-10	100VU024
8-10	100VU025
10-12	100VU026
12-14	100VU027



STRAIGHT CONNECTOR

tube	Part No
4	106AB029
6	106AB030
8	106AB031
10	106AB032
12	106AB033




STRAIGHT WITH NON-RETURN VALVE

Tube OD	Part No
4	100VU011
6	100VU012
8	100VU013
10	100VU014
12	100VU015




STRAIGHT STUD

Tube OD	Thread	Part No	Con. Cyl.	Tube OD	Thread	Part No	Con. Cyl.
4	5x0,8	111AB017	Cylindric	8	1/8"	101AB013	Conical
4	6x0,75	101AB060	Cylindric	8	1/8"	101AB019	Cylindric
4	1/8"	101AB001	Conical	8	1/4"	101AB004	Conical
4	1/4"	101AB014	Conical	8	M10x1	101AB046	Conical
5	10x1	101AB040	Conical	8	12x1,5	101AB044	Conical
6	M5	101AB050	Conical	8	3/8"	101AB005	Conical
6	1/8"	101AB002	Conical	10	1/8"	101AB0060	Conical
6	1/8"	101AB018	Cylindric	10	1/4"	101AB006	Conical
6	10x1	101AB051	Cylindric	10	3/8"	101AB007	Conical
6	1/4"	101AB003	Conical	10	1/2"	101AB068	Conical
6	12x1,5	101AB042	Conical	12	1/4"	101AB008	Conical
				12	3/8"	101AB009	Conical
				12	1/2"	101AB010	Conical
				14	3/8"	101AB011	Conical
				14	1/2"	101AB012	Conical
				14	M16x1,5	101AB073	Cylindric



SWIVEL STUD ELBOW

Tube OD	Thread	Part No	Con. Cyl.	Tube OD	Thread	Part No	Con. Cyl.
4	M3x0,5	102AB076	Cylindric	8	1/8"	102AB034	Conical
4	M5	102AB036	Conical	8	1/8"	102AB031	Cylindric
4	1/8"	102AB021	Conical	8	10x1	102AB044	Conical
4	1/4"	102AB035	Conical	8	12x1,5	102AB046	Conical
6	M5	102AB078	Cylindric	8	1/4"	102AB023	Conical
6	1/8"	102AB030	Conical	10	1/8"	102AB0240	Conical
6	10x1	102AB041	Conical	8	3/8"	102AB033	Conical
6	12x1,5	102AB042	Conical	10	1/4"	102AB024	Conical
6	16x1,5	102AB043	Conical	10	3/8"	102AB025	Conical
6	1/4"	102AB022	Conical	12	1/4"	102AB026	Conical
				12	3/8"	102AB027	Conical
				12	1/2"	102AB028	Conical
				14	1/2"	102AB029	Conical



SWIVEL BRANCH TEE

Tube OD	Thread	Part No	
4	1/8"	103AB069	Conical
4	M5	103AB078	Cylindric
6	1/8"	103AB070	Conical
6	1/8"	103AB071	Cylindric
6	1/4"	103AB074	Conical
8	1/8"	103AB072	Cylindric
8	1/4"	103A0B73	Cylindric
8	1/4"	103AB075	Conical
10	3/8"	103AB076	Conical
12	3/8"	103AB077	Conical



TEE CONNECTOR

Tube OD	Part No
3	103AB000
4	103AB001
5	102AB999
6	103AB002
8	103AB003
10	103AB004
12	103AB005
14	103AB006



REDUCING TEE

Tube OD	Part No
4-6-4	103AB040
6-4-6	103AB041
6-8-6	103AB042
8-6-8	103AB043
8-10-8	103AB044
10-8-10	103AB045
10-12-10	103AB046
12-10-12	103AB047



STEM REDUCER

Tube OD	Stem	Part No
3	4	103AB007
4	6	103AB010
4	8	103AB020
4	10	103AB008
6	4	103AB027
6	8	103AB009
6	10	103AB021
6	12	103AB026
6	14	103AB017
8	6	103AB028
8	10	103AB022
8	12	103AB023
8	14	103AB018
10	8	103AB019
10	12	103AB024
10	14	103AB025
12	10	103AB029
12	14	103AB030



ELBOW CONNECTOR

Tube OD	Part No
4	102AB001
5	102AB007
6	102AB002
8	102AB003
10	102AB004
12	102AB005
14	102AB006




REDUCING ELBOW

Tube OD	Part No
4-6	102AB017
6-8	102AB018
8-10	102AB019
10-12	102AB020




MALE BSPT THREADED STANDPIPE

Part No	OD stem	Thread
103AB036	4	1/8"
103AB037	4	1/4"
103AB034	6	M12x1,5
103AB031	6	1/8"
103AB032	6	1/4"
103AB035	8	M12x1,5
103AB033	8	1/8"
103AB038	8	1/4"
103AB039	8	3/8"
103AB048	10	1/4"
103AB049	10	3/8"
103AB050	10	1/2"
103AB051	12	3/8"
103AB052	12	1/2"
103AB053	14	1/2"




Blanking PLUG

Part No	Tube OD
106AB019	3
106AB020	4
106AB021	6
106AB022	8
106AB023	10
106AB024	12
106AB025	14



STEM ELBOW

Part No	OD tube	OD stem
102AB008	4	4
102AB050	5	5
102AB010	6	6
102AB009	8	8
102AB037	10	10
102AB038	12	12
102AB039	4	6
102AB040	6	4
102AB047	6	8
102AB048	8	10
102AB049	10	12




FLOW CONTROL REGULATORS

Maximal pressure 20 bars - Material Polymer HR


For plastic tube

Part No	Tube OD
One-Way	
115AB001	8
Bi-directionnal	
115AB005	6
115AB006	8



MINI VALVE

Part No	Tube OD
111AB250	6
111AB251	8
111AB252	10
111AB253	12





STEM ELBOW Extended

Part No	OD tube	OD stem
102AB052	4	4
102AB053	6	6
102AB054	8	8
102AB055	10	10
102AB056	12	12
102AB072	4	6
102AB073	6	8
102AB074	8	10
102AB075	10	12



UNEQUAL MULTIPLE TEE WITH FIXING HOLES

Part No	Tube OD 1	Tube OD 2
103AB500	6	4
103AB501	8	4
103AB502	8	6
103AB503	10	6
103AB504	10	8

ASSORTED BOX RANGE

STRAIGHT CONNECTOR

Part No	Content	Quantity
100AB997	Straight connector OD 4	4
	Straight connector OD 5	4
	Straight connector OD 6	4
	Straight connector OD 8	4
	Straight connector OD 10	2
	Straight connector OD 12	2



Plastic push-in fittings

Part No	Content	Quantity
100AB998	Straight connector OD 4	5
	Straight connector OD 6	5
	Straight connector OD 8	4
	Straight connector OD 10	3
	Elbow connector OD 4	5
	Elbow connector OD 6	5
	Elbow connector OD 8	4
	Elbow connector OD 10	2
	Tee connector OD 4	3
	Tee connector OD 6	3
	Tee connector OD 8	2
	Tee connector OD 10	1



POLYURETHANE AIR COILS

High flexibility
Fitted with protection springs

The coil will continue to contract after multiple use
Pneumatic equipment
Made in France ISO 9001
Maximal pressure 10 bars

Part No	Tube OD	Thread	Color	Length
108AB001	8	1/4"	red	4 meters
108AB002	8	1/4"	yellow	6 meters
108AB003	6	1/4"	red	2 meters
108AB004	6	1/4"	blue	2 meters




PLASTIC BLOWGUN

Part No	Tube OD	Femal thread
107AB001	3,5	1/4"



BLOWER SET

85 dB



UNIVERSAL

PU Air coil 4x6 4m
Tee OD 6
Plug-in nipple connection
valve extension
Plastic blowgun

Part No 108AB135

For all truck drivers cabs



RVI - VOLVO - MACK since May 2005

PU Air coil 4x6 4m
Connection plug
Plastic blowgun

Part No 108AB100



SCANIA

PU Air coil 4x6 4m
Plug-in nipple connection
with valve extension
Plastic blowgun

Part No 108AB102



IVECO STRALIS - DAF

PU Air coil 4x6 4m
Wing nut connection
Plastic blowgun

Part No 108AB103



MERCEDES ACTROS - ATEGO

PU Air coil 4x6 4m
bulkhead coupling
2 meters PA 4x6
Connection middle-part
Plastic blowgun

Part No 108AB106



ACTROS MP3

PU Air coil 4x6 4m
Plastic blowgun
Connection plug MP3

Part No 108AB137



MERCEDES ACTROS - MP4

PU Air coil 4x6 4m
Plastic blowgun
Connection plug MP4

Part No 108AB138

BLOWER AND VACUUM CLEANER SET Cleaning cab

Part No

108AB151



For an immaculate cab, blow and suck in every hidden recesses.
Without any power supply, you use the vacuum cleaner or the blow set of the same air inlet.

Universal model.

Composition

Vacuum cleaner with Venturi system + Nozzle + Inhalation tube with hook + linen bag and clamp.

Blower set with the same coupling as the vacuum cleaner.

Special models

Part No	Description
108AB152	Vacuum set + RVI blower set
108AB153	Vacuum set + IVECO blower set

BALL VALVE

Maximale pressure : 20 bars

Material : Nickel brass

Handle steel

Working temperature : -20° to +150°

Ball and Stem seal : PTFE

For air and water


Made in France Iso 9001

Inox tap : please ask us

Full flow

Female/Female BSP parallel

Part No	Thread
111AB001	1/4"
111AB002	3/8"
111AB003	1/2"
111AB004	3/4"
111AB005	1"
111AB006	1"1/4
111AB007	1"1/2



BALL VALVE

For fuel too

3 way ball valve panel mountable fem. Equal plane

Part No	Thread	DN
111AB049	1/8"	4
111AB050	1/4"	6

3 way



3 way ball valve panel mountable fem. Right angled

Part No	Thread	DN
111AB054	1/8"	4
111AB055	1/4"	6
111AB051	3/8"	9
111AB056	1/2"	12

3 way



3 way ball valve female right angled porting

Part No	Thread	DN
111AB057	1/8"	4
111AB058	1/4"	6
111AB052	3/8"	9
111AB059	1/2"	12
111AB053	3/4"	18
111AB060	1"	23

3 way



Other size please ask us

MINI VALVE


FEMALE

Part No	Description
111AB205	1/8"
111AB206	1/4"
111AB207	3/8"
111AB208	1/2"
111AB209	3/4"



MALE / FEMALE

Part No	Description
111AB200	1/8"
111AB201	1/4"
111AB202	3/8"
111AB203	1/2"
111AB204	3/4"



MALE / MALE

Part No	Description
111AB210	1/4"
111AB211	3/8"
111AB212	1/2"



QUICK CONNECTORS

Max. pressure 15 bars

Straight connector

Tube		Tube		Part No
ID	OD	ID	OD	
2	4	2	4	105AB300
4	6	4	6	105AB301
6	8	6	8	105AB302
8	10	8	10	105AB303
10	12	10	12	105AB304
6	8	4	6	105AB305
8	10	4	6	105AB306
8	10	6	8	105AB307



Straight stud

Tube		Thread	Part No
ID	OD		
2	4	1/8"	105AB330
3	5	1/8"	105AB331
4	6	1/8"	105AB332
4	6	1/4"	105AB333
4	6	3/8"	105AB334
4	6	M12x1	105AB335
4	6	M12x1,25	105AB336*
4	6	M12x1,5	105AB337
6	8	1/8"	105AB338
6	8	1/4"	105AB339
6	8	3/8"	105AB340
8	10	1/4"	105AB341
8	10	3/8"	105AB342
8	10	3/8" cyl.	105AB545
8	10	1/2"	105AB343
10	12	1/4"	105AB344
10	12	3/8"	105AB345
10	12	3/8" cyl.	105AB542
10	12	1/2"	105AB346



Elbow connector

Tube		Part No
ID	OD	
2,7	4	105AB310
3	5	105AB311
4	6	105AB312
6	8	105AB313
8	10	105AB314
10	12	105AB315



Swivel elbow

Tube		Thread	Part No
ID	OD		
2	4	1/8"	105AB360
2,7	4	1/8"	105AB377
3	5	1/8"	105AB361
4	6	1/8"	105AB362
4	6	1/4"	105AB363
4	6	3/8"	105AB364
4	6	3/8" NPT	105AB378
4	6	M12x1	105AB365
4	6	M12x1,25	105AB366*
4	6	M12x1,5	105AB367
6	8	1/8"	105AB368
6	8	1/8" cyl.	105AB568
6	8	1/4"	105AB369
6	8	1/4"	105AB569
6	8	3/8"	105AB370
8	10	1/4"	105AB371
8	10	3/8"	105AB372
8	10	1/2"	105AB373
10	12	1/4"	105AB374
10	12	3/8"	105AB375
10	12	1/2"	105AB376



Tee connector

Tube		Part No
ID	OD	
4	6	105AB320
6	8	105AB321
8	10	105AB322
10	12	105AB323
6/8-4/6-6/8		105AB325*

* reduced tee



* Usual of "HYVA" hydraulic equipments

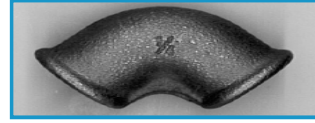
SWIVEL STUD ELBOW

Part No	Ø Tube		thread
	int.	ext.	
105AB579	4	6	1/8" cyl.
105AB580	4	6	1/4" cyl.
105AB583	6	8	1/8" cyl.
105AB584	6	8	1/4" cyl.
105AB581	8	10	1/4" cyl.
105AB582	8	10	3/8" cyl.



FEMALE ELBOW

Part No	Female thread	
	105AB069	3/8"
105AB068	1/4"	1/4"
105AB066	1/2"	1/2"
105AB067	3/4"	3/4"




MALE/MALE ELBOW

Part No	threads	
	105AB170	1/8"
105AB171	1/4"	1/4"
105AB172	3/8"	3/8"
105AB173	1/2"	1/2"
105AB174	3/4"	3/4"
105AB175	1"	1"



SWIVEL MALE ELBOW

Part No	thread	Ø Tube
105AB391	1/4" co	4x6
105AB392	1/8" co	6x8
105AB393	1/4" co	6x8




SWIVEL MALE TEE

Part No	Ø Tube		thread
	int.	ext.	
105AB380	4	6	1/4" co



MALE/FEMALE ELBOW

Part No	thread	female thread
105AB060	3/8"	3/8"
105AB061	1/4"	1/4"
105AB062	3/8"	3/8"
105AB063	1/2"	1/2"
105AB064	3/4"	3/4"



FEMALE STRAIGHT

Part No	Ø Tube		thread
	int.	ext.	
105AB350	6	8	1/4"



FEMALE Y

Part No	thread
105AB165	1/8"
105AB166	1/4"
105AB167	3/8"
105AB168	1/2"

FEMALE TEE

Part No	Female thread
105AB050	1/8"
105AB051	1/4"
105AB052	3/8"
105AB053	1/2"
105AB054	3/4"




FUEL PUSH-IN FITTINGS

Fuel, air, water, grease handling
Pressure : 20 bars - temperature -20° to +120°C


Straight connector

Part No	Tube OD
619GB001	4
619GB003	6
619GB004	8
619GB005	10
619GB006	12




Elbow connector

Part No	Tube OD
619GB011	4
619GB013	6
619GB014	8
619GB015	10




Stem reducer

Part No	Tube OD	Stem OD
619GB036	4	6
619GB037	4	8
619GB041	6	8
619GB033	6	10
619GB031	8	10
619GB032	8	12
619GB043	10	12
619GB045	12	14




Tee connector

Part No	Tube OD
619GB021	4
619GB023	6
619GB024	8
619GB025	10
619GB026	12




Straight stud

Part No	Tube OD	Thread
619GB051	4	1/8" conical
619GB052	4	1/4" conical
619GB072	4	M6x1 cyl. + O ring
619GB073	4	M8x1 cyl. + O ring
619GB055	6	1/8" conical
619GB056	6	1/4" conical
619GB077	6	M10x1 cyl. + O ring
619GB057	8	1/8" conical
619GB058	8	1/4" conical
619GB059	8	3/8" conical
619GB060	10	1/4" conical
619GB061	10	3/8" conical
619GB062	10	1/2" conical
619GB066	14	3/8" conical



Stem reducer

Part No	Tube OD	Stem OD
619GB201	3/16" (4,75)	4
619GB202	1/4" (6,35)	6
619GB203	3/8" (9,52)	10
619GB204	1/2" (12,7)	12



Swivel elbow

Part No	Tube OD	Thread
619GB101	4	1/8" conical
619GB102	4	1/4" conical
619GB122	4	M6x1 cyl. + O ring
619GB123	4	M8x1 cyl. + O ring
619GB105	6	1/8" conical
619GB106	6	1/4" conical
619GB125	6	M10x1 cyl. + O ring
619GB107	8	1/8" conical
619GB108	8	1/4" conical
619GB109	8	3/8" conical
619GB110	10	1/4" conical
619GB111	10	3/8" conical
619GB112	12	1/4" conical
619GB113	12	3/8" conical
619GB114	12	1/2" conical
619GB115	14	3/8" conical
619GB116	14	1/2" conical



Conical swivel tee

Part No	Tube OD	Thread
619GB131	4	1/8"
619GB134	6	1/8"
619GB135	6	1/4"
619GB136	8	1/8"
619GB137	8	1/4"
619GB138	10	1/4"
619GB139	10	3/8"
619GB141	12	3/8"



Assorted box straight connectors fuel, air, grease handling

Part No	Content	Quantity
619GB998	Straight connector OD 4	6
	Straight connector OD 5	6
	Straight connector OD 6	6
	Straight connector OD 8	6
	Straight connector OD 10	4
	Straight connector OD 12	4



ALL COMPRESSED AIR COUPLING LEGRIS PLEASE ASK US



PLASTIC PUSH-IN FITTINGS

Material : polymer HR - Pressure : maxi 16 bars - For PA and PU tube



Straight connector	
Part No	Tube OD
SE248062	4
SE248061	5
SE248063	6
SE248053	7
SE248064	8
SE248054	9
SE248065	10
SE248055	11
SE248066	12
SE248056	14
SE248057	15
SE248058	16




Elbow connector	
Part No	Tube OD
SE248067	4
SE248068	6
SE248069	8
SE248070	10
SE248085	11
SE248071	12
SE248086	14
SE248087	15
SE248088	16



Reduced straight connector	
Part No	Tube OD
SE248183	6-4
SE248184	8-6
SE248185	10-8
SE248186	12-10
SE248187	16-12



Tee connector	
Part No	Tube OD
SE248072	4
SE248073	6
SE248074	8
SE248075	10
SE248079	11
SE248076	12
SE248080	14
SE248081	15
SE248082	16




Straight connector blukhead	
Part No	OD
SE244702	6-M14x1
SE244703	8-M16x1
SE244704	10-M20x1
SE244705	12-M22x1



Stem reducer	
Part No	OD Tube/Stem
SE248110	4-6
SE248111	4-8
SE248112	6-8
SE248113	6-10
SE248114	8-10




Y connector	
Part No	Tube OD
SE248090	4
SE248091	6
SE248092	8
SE248093	10
SE248094	12




Swivel elbow	
Part No	Tube OD
SE248557	4-M5
SE248558	4-1/8"
SE248559	4-1/4"
SE248561	6-1/8"
SE248562	6-1/4"
SE248563	6-3/8"
SE248564	8-1/8"
SE248565	8-1/4"
SE248027	8-3/8"
SE248030	10-1/4"
SE248031	10-3/8"
SE248033	12-1/4"
SE248593	12-3/8"
SE248034	12-1/2"
SE248270	6-M10x1
SE248271	6-M12x1,5
SE248272	8-M10x1
SE248273	8-M12x1,5

Cylindric with O ring
Cylindric with O ring
Cylindric with O ring
Cylindric with O ring




Straight stud	
Part No	Tube OD
SE248000	4-M5
SE248001	4-1/8"
SE248002	4-1/4"
SE248004	6-1/8"
SE248005	6-1/4"
SE248006	6-3/8"
SE248007	8-1/8"
SE248008	8-1/4"
SE248009	8-3/8"
SE248012	10-1/4"
SE248013	10-3/8"
SE248015	12-1/4"
SE248016	12-3/8"
SE248017	12-1/2"
SE248260	6-M10x1
SE248261	6-M12x1,5
SE248262	8-M10x1
SE248263	8-M12x1,5
101AB073	14-M16x1,5

Cylindric with O ring
Cylindric with O ring
Cylindric with O ring
Cylindric with O ring
Cylindric with O ring
Cylindric with O ring



Swivel tee	
Part No	Tube OD
SE248575	4-M5
SE248576	4-1/8"
SE248577	4-1/4"
SE248579	6-1/8"
SE248580	6-1/4"
SE248581	6-3/8"
SE248582	8-1/8"
SE248583	8-1/4"
SE248044	8-3/8"
SE248047	10-1/4"
SE248048	10-3/8"
SE248050	12-1/4"
SE248051	12-3/8"
SE248052	12-1/2"
SE248280	6-M10x1
SE248281	6-M12x1,5
SE248282	8-M10x1
SE248283	8-M12x1,5

Cylindric with O ring
Cylindric with O ring
Cylindric with O ring
Cylindric with O ring



Swivel Y	
Part No	Tube OD
SE248131	4-M5
SE248132	4-1/8"
SE248133	4-1/4"
SE248135	6-1/8"
SE248136	6-1/4"
SE248137	6-3/8"
SE248138	8-1/8"
SE248139	8-1/4"
SE248140	8-3/8"
SE248143	10-1/4"
SE248144	10-3/8"
SE248146	12-1/4"
SE248147	12-3/8"
SE248148	12-1/2"

ASSORTED BOX RANGE

Straight connector

Part No	Content	Quantity
SE248999	Straight connector OD4	10
	Straight connector OD6	10
	Straight connector OD8	8
	Straight connector OD10	6
	Straight connector OD12	4




Push-in fittings

Part No	Content	Quantity
SE248997	Straight connector OD4	5
	Straight connector OD6	5
	Straight connector OD8	5
	Straight connector OD10	4
	Elbow connector OD4	5
	Elbow connector OD6	5
	Elbow connector OD8	4
	Elbow connector OD10	4
	Tee connector OD4	5
	Tee connector OD6	5
	Tee connector OD8	4
	Tee connector OD10	4
	Stem reducer 6-4	5
	Stem reducer 8-6	5
	Stem reducer 10-8	5




PUSH-IN FITTINGS METAL


Material : Nickel brass - Pressure maxi : 16 bars - For PA and PU tube



Straight connector	
Part No	Tube OD
SE244308	4
SE244309	5
SE244310	6
SE244311	8
SE244312	10
SE244313	12
SE244316	14




Elbow connector	
Part No	Tube OD
SE244318	4
SE244319	5
SE244320	6
SE244321	8
SE244322	10
SE244323	12
SE244436	14




Y connector	
Part No	Tube OD
SE244408	4
SE244409	5
SE244410	6
SE244411	8
SE244412	10
SE244413	12
SE244414	14




Tee connector	
Part No	Tube OD
SE244328	4
SE244329	5
SE244330	6
SE244331	8
SE244332	10
SE244333	12
SE244334	14




Straight stud	
Part No	Tube OD/Thread
SE244517	4-1/4"
SE244518	4-1/8"
SE244519	4-3/8"
SE244529	5-1/4"
SE244510	6-1/8"
SE244520	6-1/4"
SE244511	8-1/8"
SE244521	8-1/4"
SE244531	8-3/8"
SE244512	10-1/4"
SE244522	10-3/8"
SE244524	10-1/2"
SE244513	12-1/4"
SE244523	12-3/8"
SE244525	14-3/8"
SE244526	14-1/2"
SE244530	6-M12x1,25
101AB073	14-M16x1,5




Stem reducer	
Part No	Diamètre Tube OD-Stem OD
SE244950	4-5
SE244951	4-6
SE244961	4-8
SE244953	5-6
SE244962	5-8
SE244955	6-8
SE244963	6-10
SE244964	6-12
SE244958	8-10
SE244959	8-12
SE244965	10-12
SE244966	12-14



Swivel Stud elbow	
Part No	Tube OD/Thread
SE244618	4-1/8"
SE244617	4-1/4"
SE244619	5-1/8"
SE244610	6-1/8"
SE244620	6-1/4"
SE244611	8-1/8"
SE244621	8-1/4"
SE244624	8-3/8"
SE244612	10-1/4"
SE244622	10-3/8"
SE244628	10-1/2"
SE244613	12-1/4"
SE244623	12-3/8"
SE244625	12-1/2"
SE244626	14-3/8"
SE244627	14-1/2"
SE244630	6-M12x1
SE244631	6-M12x1,25



Swivel Stud elbow cyl.	
Part No	Tube OD/Thread
SE244651	6-1/8"
SE244652	6-1/4"



Reducing straight	
Part No	Tube OD
SE244314	4-6
SE244315	6-8

ASSORTED BOX PART No : SE244999

Part No	Description	Part No	Description
SE244308	Straight Con. Ø 4	SE244328	T Ø 4
SE244310	Straight Con. Ø 6	SE244320	Elbow Ø 6
SE244311	Straight Con. Ø 8	SE244330	T Ø 6
SE244312	Straight Con. Ø 10	SE244321	Elbow Ø 8
SE244313	Straight Con. Ø 12	SE244331	T Ø 8
SE248004	Straight Stud Ø 6-1/8"	SE244951	STEM TØ4-QL6
SE248005	Straight Stud Ø 6-1/4"	SE244955	STEM TØ6-QL8
SE248007	Straight Stud Ø 8-1/8"	103AB031	Adaptor TUBE Ø 6-1/8"
SE248008	Straight Stud Ø 8-1/4"	103AB032	Adaptor TUBE Ø 6-1/4"
SE244313	Elbow Ø 4	103AB033	Adaptor TUBE Ø 8-1/8"
		103AB038	Adaptor TUBE Ø 8-1/4"



PUSH-IN FITTINGS FOR FOOD APPLICATION

FDA HOMOLOGATION

Material :	Acetal
O-Ring :	Nitrile
Ring :	Inox 316L
Applications :	Air - water - many other liquids except acids and fuel

Straight connector

Part No	Tube OD
130EB001	4
100VU007	5
130EB002	6
130EB003	8
130EB004	10
130EB005	12
130EB006	15



Elbow connector

Part No	Tube OD
130EB021	4
102EB007	5
130EB022	6
130EB023	8
130EB024	10
130EB025	12
130EB026	15



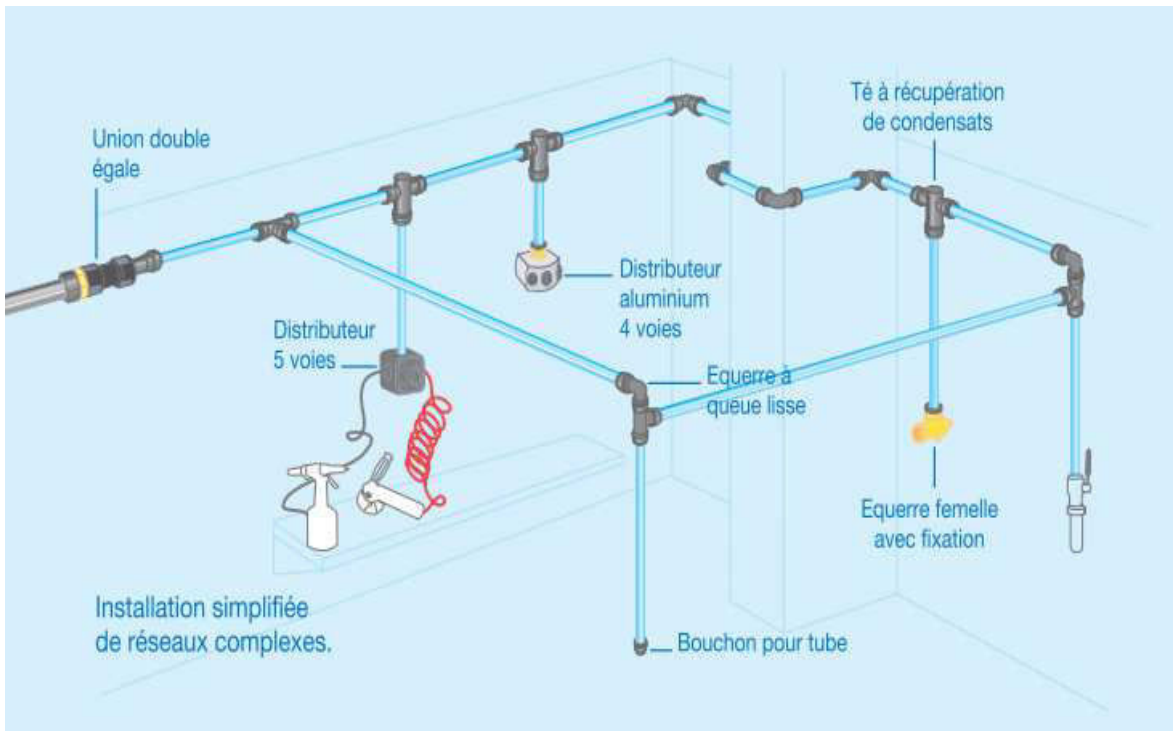
Tee connector

Part No	Tube OD
130EB011	4
102EB999	5
130EB012	6
130EB013	8
130EB014	10
130EB015	12
130EB016	15



Other form and size please ask us

COMPRESSED AIR SYSTEM



Temperature


mini : - 20°C
maxi : + 70°C

Max. pressure :

10 bars to + 23°C
7 bars to + 70°C


Blue polyamide tube 3 metres

Part No	Ø int - Ø ext.
130EB200	9x12
130EB201	12x15
130EB202	14x18
130EB203	18x22
130EB204	23x28




Blue aluminum tube 3 metres

Part No	Ø int - Ø ext.
130EB205	13x15
130EB206	16x18
130EB207	20x22
130EB208	26x28




Male stud

Part No	Material	Ø	Thread
130EB041	Acetate	15	3/8"
130EB042	Acetate	15	1/2"
130EB045	Acetate	18	1/2"
130EB046	Acetate	22	3/4"
130EB047	Acetate	28	1"
130EB048	Brass	15	1/2"
130EB049	Brass	22	3/4"
130EB050	Brass	28	1"




Equal elbow

Part No	Ø
130EB026	15
130EB027	18
130EB029	22
130EB028	28




Elbow stem

Part No	Ø
130EB032	15 x 15
130EB033	18 x 18
130EB034	22 x 22




Equal tee

Part No	Tube Ø
130EB016	15
130EB017	18
130EB019	22
130EB020	28




Straight connector

Part No	Ø
130EB006	15
130EB007	18
130EB009	22
130EB010	28




Reduce stem

Part No	Ø QL x Ø ext Tube
130EB070	18 x 15
130EB071	22 x 15
130EB073	22 x 18
130EB075	28 x 15
130EB069	28 x 22




Clamp

Part No	Pour tube
130EB115	15
130EB116	22
130EB117	28
130EB118	Entretoise




Junction

Part No	Material	Type	Ø	Thread
130EB060	Acetate	Male	15	3/8"
130EB061	Acetate	Male	15	1/2"
130EB062	Acetate	Male	18	1/2"
130EB063	Acetate	Male	22	1/2"
130EB064	Acetate	Male	22	3/4"
130EB065	Brass	Male	15	1/2"
130EB066	Brass	Male	22	3/4"
130EB067	Brass	Male	28	1"
130EB088	Brass	Female	15	1/2"
130EB089	Brass	Female	22	3/4"




Reduce tee

Part No	Tube Ø
130EB086	18 x 15 x 18
130EB087	22 x 15 x 22




Female elbow with fastener

Part No	Ø x thread
130EB110	15 x 1/2"
130EB111	22 x 3/4"




Fitting plug

Part No	Ø
130EB100	15
130EB101	18
130EB102	22
130EB103	28




Tube plug

Part No	For tube
130EB105	12
130EB106	15
130EB107	22




5 way distributor (acetate)

Part No	Thread
130EB123	1/2"




4 way distributor (aluminum)

Part No	Thread
130EB120	1/2"
130EB121	3/4"




Sludge collecting condensate tee

Part No	Ø
130EB125	22



Sludge collecting condensate converter

Part No	Ø
130EB130	28



QUICK ACTING COUPLERS

European Standard

Compare : CEJN 320 - RECTUS 25-26 - LEGRIS 25-26

7,4 et 7,2

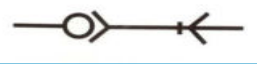


Diamètre de passage



Echelle 1


standard Européen



simple obturation

Compressed air coupling plugs

Part No	Description
112AB010	Connection nipple Tube OD 6
112AB012	Connection nipple Tube OD 9
112AB014	Connection nipple Tube OD 13




Compressed air coupling plugs

Part No	Description
112AB031	External thread 1/4"
112AB032	External thread 3/8"
112AB033	External thread 1/2"




Compressed air coupling sockets

Part No	Description
112AB011	Connection nipple Tube OD 6
112AB013	Connection nipple Tube OD 9
112AB015	Connection nipple Tube OD 13




Compressed air coupling sockets

Part No	Description
112AB021	External thread 1/4"
112AB022	External thread 3/8"
112AB023	External thread 1/2"




Compressed air coupling plugs

Part No	Description
112AB036	Internal thread 1/4"
112AB037	Internal thread 3/8"
112AB038	Internal thread 1/2"



Compressed air coupling sockets

Part No	Description
112AB026	Internal thread 1/4"
112AB027	Internal thread 3/8"
112AB028	Internal thread 1/2"
112AB029	Internal thread M18x1,5



Fittings




Part No	Description
109AB004	Elbow fitting internal thread 1/2"
109AB005	Tee fitting internal thread 1/2"
109AB003	Manifold double internal thread 1/2"
109AB006	Manifold triple internal thread 1/2"

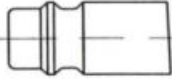
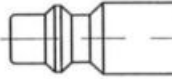
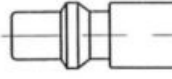
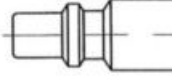
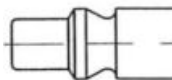


QUICK ACTING COUPLERS




Interchangeability with numerous manufacturers

Working pressure 0 to 15 bars
Temp. -20° to + 70°C
Nickel brass UNI EN 12164 CW614

Part No	Description
	112AB100 External thread 1/4"
	112AB101 External thread 3/8"
	112AB102 External thread 1/2"
	112AB110 Internal thread 1/4"
	112AB111 Internal thread 3/8"
	112AB112 Internal thread 1/2"
	112AB120 Tube OD 6
	112AB121 Tube OD 9
	112AB122 Tube OD 13

	Standard CEJN230-LEGRIS 25-26 European RECTUS 25-26-PARKER PE
	PROFIL MIL C4109-CEJN310 LEGRIS 23-24-GROMELLE 600 ISO 6150B RECTUS 23-24- SENGA120 PARKER PB/PBF-PREVOST 06
	Standard Sweden
	Standard Italian
	ARO 210 CEJN 300-LEGRIS 14-22 RECTUS 14-22

MALE COMPRESSED AIR COUPLING

Part No	Description	
112AB130	External thread 1/4"	
112AB131	External thread 3/8"	
112AB132	External thread 1/2"	
112AB140	Internal thread 1/4"	
112AB141	Internal thread 3/8"	
112AB142	Internal thread 1/2"	
112AB150	Tube OD 6	
112AB152	Tube OD 9	
112AB154	Tube OD 13	

EXPRESS FITTINGS (with O-Ring)

NFE 29573

* Brass

* Utilisation : Low pressure - cold water - PN10

Express Fitting Stem

Part No	Description
EX980010	Express Fitting stem for OD 6-7-8
EX980011	Express Fitting stem for OD 9-10
EX980012	Express Fitting stem for OD 13
EX980013	Express Fitting stem for OD 16
EX980014	Express Fitting stem for OD 19
EX980015	Express Fitting stem for OD 25



Express Fitting Male

Part No	Description
EX980030	Express Fitting External thread 1/4"
EX980031	Express Fitting External thread 3/8"
EX980032	Express Fitting External thread 1/2"
EX980033	Express Fitting External thread 3/4"
EX980034	Express Fitting External thread 1"



Express Fitting Femal

Part No	Description
EX980035	Express Fitting Internal thread 1/4"
EX980036	Express Fitting Internal thread 3/8"
EX980037	Express Fitting Internal thread 1/2"
EX980038	Express Fitting Internal thread 3/4"
EX980039	Express Fitting Internal thread 1"
EX980041	Express Fitting Internal thread 1"1/4"



Clamping ring

Part No	Description
EX700301	Clamping ring OD 14 to 16
EX700302	Clamping ring OD 16 to 18
EX700300	Clamping ring OD 19 to 21
EX700303	Clamping ring OD 22 to 24
EX700304	Clamping ring OD 25 to 27
EX700305	Clamping ring OD 28 to 30
EX700306	Clamping ring OD 31 to 33
EX700307	Clamping ring OD 34 to 37
EX700308	Clamping ring OD 37 to 39



O-Ring

Part No	Description
EX980018	Black O-Ring with little hole
EX980017	Black O-Ring with big hole
EX980023	Red O-Ring with big hole
EX980024	Viton O-Ring




PLUG

Part No	Description
EX980040	Express fitting plug

FILTER

Part No	Description
EX980041	Inox filter



POLYURETHANE COLOR TUBE

internal Ø	external Ø	BLUE	RED/ORANGE	BLACK	TRANSLUCENT
		Cardboard 25 m	Cardboard 25 m	Cardboard 25 m	Cardboard 25 m
2,5	4	116AB250	116AB260	116AB270	116AB280
3	5	116AB022			
4	6	116AB251	116AB261	116AB271	116AB281
5,5	8	116AB252	116AB262	116AB272	116AB282
6,5	10	116AB253	116AB263	116AB273	116AB283
8	12	116AB254	116AB264	116AB274	116AB284
9,5	14	116AB027			

internal Ø	external Ø	Part No	Color	Packaging
2,5	4	116AB150	BLUE	200 meters
4	6	116AB151	BLUE	200 meters
5,5	8	116AB152	BLUE	100 meters
6,5	10	116AB153	BLUE	100 meters
8	12	116AB154	BLUE	100 meters
2,5	4	116AB160	RED/ORANGE	200 meters
4	6	116AB161	RED/ORANGE	200 meters
5,5	8	116AB162	RED/ORANGE	100 meters
6,5	10	116AB163	RED/ORANGE	100 meters
8	12	116AB164	RED/ORANGE	100 meters
2,5	4	116AB170	BLACK	200 meters
4	6	116AB171	BLACK	200 meters
5,5	8	116AB172	BLACK	100 meters
6,5	10	116AB173	BLACK	100 meters
8	12	116AB174	BLACK	100 meters
2,5	4	116AB180	TRANSLUCENT	200 meters
4	6	116AB181	TRANSLUCENT	200 meters
5,5	8	116AB182	TRANSLUCENT	100 meters
6,5	10	116AB183	TRANSLUCENT	100 meters
8	12	116AB184	TRANSLUCENT	100 meters

TUBE CUTTERS

Plastic model
Part No 117VU001
 Spare blade
Part No 117VU002



Aluminium model
Part No 117VU003
 length 18,5 cm.
 Spare blade
Part No 117VU004



Aluminium model
Part No 117VU005
 length 13 cm.
 Spare blade
Part No 117VU006




MULTITUBES POLYAMIDE


50 meters coil



Part No	Ø Tube	Qty of tubes	Color of tubes										
			B	W	B	G	R	O	Y	G	2G		
116EB510	2,7x4	2	B	W									
116EB511	2,7x4	4		W	B	G	R						
116EB512	2,7x4	7	B	W	B	G	R		Y	G			
116EB513	2,7x4	12	B	2W	2B	G	2R	O	Y		2G		
116EB500	4x6	2	B	W									
116EB501	4x6	4		W	B	G	R						
116EB502	4x6	7	B	W	B	G	R		Y	G			
116EB503	4x6	12	B	2W	2B	G	2R	O	Y		2G		
116EB520	6x8	2	B	W									
116EB521	6x8	4		W	B	G	R						
116EB522	6x8	7	B	W	B	G	R		Y	G			



POLYAMIDE AIR BRAKE TUBING AND INDUSTRIAL



	internal Ø	external Ø	BLACK			WHITE TRANSLUCENT	
			Cardboard 25 m	Coil 25m	Coil 100 m	Coil 25 m	Coil 100 m
	1,7	3					116EB400
	2	4	116VU001		116EB099	116EB300	
	2,3	4	meter		407FA000		
	2,5	4	407FA001				
	2,7	4				116EB313	
	3	5	116EB013		116EB100	116EB301	
	3	6		116EB251	116EB101		
	4	6	116VU002		116EB102	116EB302	
	5	8		116EB262	116EB097	116EB310	
	6	8	116VU003		116EB103	116EB303	
MAN-MB	6	9	116EB014		116EB098		
	6	10	407FA005				
	7	10	116VU004		116EB104		116EB405
DAF	7,5	10	116VU005		116EB105		
	8	10	116VU006		116EB106	116EB306	
MAN-MB	8	11	116EB015		116EB108		
	8	12	116EB016		116EB109		
	8,8	12			116EB110		
	9	12	116VU007		116EB107	116EB307	
MAN	9	14			116EB120		
	10	12	116VU008		116EB113	116EB308	116EB410
MB	10	12,5		116EB264	116EB114		
	10	13			116EB095		
	10	14	116VU009		116EB115		116EB412
	11	14					116EB413
DAF	11	15		116EB029	116EB116		
	11,32	16			116EB117		
	12	14					116EB414
	12	15	116VU010		116EB118		116EB415
	12	16	116VU011		116EB111		
	13	16					116EB421
	14	16					116EB422
	14	18		116VU012	116EB112	116EB312	
	15	18				116EB423	
	16	20			116EB270		
	18	22			116EB119		
	Inch			coil 30 m			
		1/8"		116EB035			
		5/32"		116EB036			
		3/16"		116EB034			
		1/4"		116EB030			
		3/8"		116EB031			
		1/2"		116EB032			
		5/8"		116EB033			

The black polyamide mm : DIN 74324 and 73378
The black polyamide inch : SAE J844

In yellow the tube for air brake.


POLYAMIDE COLOR TUBE

DIN 73378


internal Ø	external Ø	RED meter	YELLOW meter	GREEN meter	BLUE meter
2,7	4	116EB705	116EB706	116EB704	116EB707
3	5	116EB611			116EB612
4	6	116EB605	116EB607	116EB613	116EB700
6	8	116EB602	116EB608	116EB610	116EB701
7	10	116EB600	116EB601		
8	10	116EB606	116EB609	116EB614	116EB702
9	12	116EB604	116EB603	116EB615	116EB703




Color Ring	
For OD 10 to 12	
Part No	Color
115AB101	white
115AB102	blue
115AB103	green
115AB104	brown
115AB105	orange
115AB106	yellow



TUBE SUPPORT			
Tube ID	Part No	Tube OD	Part No
2	215BA040	1/4" (6,35 ext.)	215EB061
2,3	407FA209	3/8" (9,52 ext.)	215EB062
3	215VU055	1/2" (12,7 ext.)	215EB063
3,5	407FA213	5/8" (15,85 ext.)	215VU053
4	215VU041		
5	215VU043		
6	215VU042		
7	215VU044		
7,5	215VU056		
8	215VU046		
8,8	215EB064		
9	215VU048		
10	215VU047		
11	215VU053		
12	215VU049		
13	215VU058		
14	215VU051		
15	215VU057		
16	215VU060		
18	215VU059		



Locknut	
Part No	Thread
215EB200	M10x1
215EB201	M12x1,5
215EB202	M14x1,5
215EB204	M16x1,5
215EB208	M18x1,5
215EB212	M20x1,5
215EB209	M22x1,5
215EB210	M24x1,5
215EB211	M26x1,5
215EB213	M27x1,5
215EB214	M30x1
215EB215	M30x1,5
215EB216	M30x2




O-Ring	
Part No	Thread
214EB001	M10
214VU002	M12
214VU003	M14
214VU004	M16
214VU005	M18
214EB006	M20
214VU007	M22
214EB008	M26




Thrust Ring	
Part No	Thread
214EB021	M10
214VU022	M12
214VU023	M14
214VU024	M16
214VU025	M18
214EB026	M20
214VU027	M22
214EB028	M26

NUT



TUBE OD	Part No		Part No		Part No		Part No	
	LL	Internal thread	L	Internal thread	N	Internal thread	S	Internal thread
4	215BA100	8x1						
5	230EB021	10x1						
6	230EB012	10x1	215VU101	12x1,5	290EB052	12x1	215EB112	14x1,5
8	230EB013	12x1	215VU102	14x1,5	290EB053	14x1,5	215EB121	16x1,5
9			215EB103	14x1,5				
10	230EB014	14x1	215VU104	16x1,5	290EB054	16x1,5	215EB122	18x1,5
11			215EB107	16x1,5				
12	230EB015	16x1	215EB108	18x1,5	290EB055	18x1,5	215EB114	20x1,5
13					290EB056	20x1,5		
14	230EB016	18x1	215EB120	20x1,5	290EB057	20x1,5	215EB115	22x1,5
15	230EB101		215EB109	22x1,5	290EB058	22x1,5		
16	230EB017	22x1	215EB110	22x1,5	290EB059	24x1,5	215EB113	24x1,5
17					290EB060	24x1,5		
18	230EB018	24x1	215EB111	26x1,5	290EB061	27x1,5		
20	230EB019	25x1,5			290EB062	27x1,5	215EB126	30x2
21					290EB063	30x1,5		
22	230EB020	28x1,5	215EB116	30x2	290EB064	30x1,5		
25					290EB066	33x1,5	215EB127	36x2
28			215EB117	36x2				
30							215EB128	42x2
35			215EB118	45x2				
38							215EB129	52x2
42			215EB119	52x2				

CUTTING RING and BARREL OLIVE



TUBE OD	Part No LL	Part No L	Part No N	Part No S	Part No Barrel olive	Part No Brass
4	215BA000				104AB051	
5	215VU013				104AB052	
6	230EB002	215VU001	290EB002	215VU020	104AB053	215VU001L
8	230EB003	215VU002	290EB003	215VU021	104AB054	215VU002L
9		215VU003				
10	230EB004	215VU004	290EB004		104AB055	215VU004L
11		215VU007				
12	230EB005	215VU008	290EB005		104AB056	215VU008L
13			290EB006			
14	230EB006	215EB020	290EB007	215VU015	104AB047	
15	230EB102	215VU009	290EB008		104AB046	215VU009L
16	230EB007	215VU010	290EB009	215VU012	104VU048	215VU010L
17			290EB010			
18	230EB008	215VU011	290EB011		104VU049	215VU011L
20	230EB009		290EB012	215VU016		
21			290EB013			
22	230EB010	215EB022	290EB014			
25			290EB015	215VU027		
27			290EB016			
30				215VU028		
38				215VU019		
3/16" (4,75 ext.)					104EB060	
1/4" (6,35 ext.)					104EB061	
3/8" (9,52 ext.)					104EB062	
1/2" (12,7 ext.)					104EB063	
5/8" (15,85 ext.)					104EB064	

ASSORTED BOX RANGE TUBE SUPPORT - CUTTING RING - BARREL OLIVE

ASSORTED Tube Support

Part No	Content	Quantity
804BA005	Tube Support Ø 2	50
	Tube Support Ø 4	50
	Tube Support Ø 6	40
	Tube Support Ø 7	30
	Tube Support Ø 8	30
	Tube Support Ø 9	40
	Tube Support Ø 10	15
	Tube Support Ø 12	10
	Tube Support Ø 14	5



ASSORTED Tube Support

Part No	Content	Quantity
804BA995	Tube Support for Ø ext. 6,35 (1/4")	60
	Tube Support for Ø ext. 9,52 (3/8")	45
	Tube Support for Ø ext. 12,7 (1/2")	30
	Tube Support for Ø ext. 15,85 (5/8")	30



ASSORTED Cutting Ring L

Part No	Content	Quantity
804BA004	Cutting Ring Ø 4	20
	Cutting Ring Ø 6	30
	Cutting Ring Ø 8	20
	Cutting Ring Ø 10	20
	Cutting Ring Ø 12	20
	Cutting Ring Ø 15	6
	Cutting Ring Ø 16	6
	Cutting Ring Ø 18	5



ASSORTED Cutting Ring L and Tube Support

Part No	Content	Quantity
805BA015	Tube Support Ø 4	30
	Tube Support Ø 6	30
	Tube Support Ø 7	20
	Tube Support Ø 8	25
	Tube Support Ø 9	20
	Cutting Ring Ø 6	30
	Cutting Ring Ø 8	30
	Cutting Ring Ø 10	30
	Cutting Ring Ø 12	30



ASSORTED Brass Barrel Olive

Part No	Content	Quantity
104BA999	Barrel Olive OD 4	50
	Barrel Olive OD 5	50
	Barrel Olive OD 6	50
	Barrel Olive OD 8	50
	Barrel Olive OD 10	45
	Barrel Olive OD 12	45



ASSORTED Brass Barrel Olive

Part No	Content	Quantity
104EB999	Barrel Olive OD 4,75 (3/16")	90
	Barrel Olive OD 6,35 (1/4")	90
	Barrel Olive OD 9,52 (3/8")	90
	Barrel Olive OD 12,7 (1/2")	60
	Barrel Olive OD 15,85 (5/8")	10



ASSORTED Brass Barrel Olive

Part No	Content	Quantity
805BA016	Barrel Olive OD 4	25
	Barrel Olive OD 5	25
	Barrel Olive OD 6	25
	Barrel Olive OD 8	30
	Barrel Olive OD 10	30
	Barrel Olive OD 12	30
	Barrel Olive OD 6,35 (1/4")	20
	Barrel Olive OD 9,52 (3/8")	20
	Barrel Olive OD 12,7 (1/2")	10



ASSORTED O-Ring - Thrust Ring - Copper Ring

Part No	Content	Quantity
800BA012	Thrust ring 12	20
	Thrust ring 14	20
	Thrust ring 16	20
	Thrust ring 22	20
	O-Ring 12	20
	O-Ring 14	20
	O-Ring 16	20
	O-Ring 22	20
	Copper Ring 12	20
	Copper Ring 14	20
	Copper Ring 16	20
	Copper Ring 22	20




STRAIGHT CONNECTORS

Part No	OD	Thread
220EB021	4 LL	M8x1
100VU041	4 Brass	M10x1
220EB020	5 LL	M10x1
100VU042	5 Brass	M10x1
220EB023	6 LL	M10x1
220EB001	6 L	M12x1,5
220EB055	6 S	M14x1,5
100VU043	6 Brass	M10x1
220EB063	7 L	M12x1,5
220EB024	8 LL	M12x1
220EB002	8 L	M14x1,5
220EB056	8 S	M16x1,5
100VU044	8 Brass	M12x1
100VU053	9 Brass	
220EB003	9 L	M14x1,5
230EB124	10 LL	M14x1
220EB004	10 L	M16x1,5
220EB031	10 S	M18x1,5
220EB054	10 to butt	M18x1,5
100VU045	10 Brass	M16x1,5
100VU054	11 Brass	
220EB005	11 L	M16x1,5
230EB125	12 LL	M16x1
220EB006	12 L	M18x1,5
220EB032	12 S	M20x1,5
100VU046	12 Brass	M18x1,5
100VU055	13 Brass	
290EB156	13 N	M20x1,5
230EB126	14 LL	M18x1
220EB000	14 L	M20x1,5
290EB157	14 N	M20x1,5
220EB057	14 S	M22x1,5
100VU047	14 Brass	M20x1,5

Part No	OD	Thread
230EB103	15 LL	M20x1
220EB007	15 L	M22x1,5
290EB158	15 N	M22x1,5
220EB050	15 to butt	M22x1,5
100VU048	15 Brass	M20x1,5
230EB127	16 LL	M22x1
220EB008	16 L	M22x1,5
290EB159	16 N	M24x1,5
220EB058	16 S	M24x1,5
220EB052	16 to butt	M22x1,5
100VU049	16 Brass	M22x1,5
290EB160	17 N	M24x1,5
230EB128	18 LL	M24x1
220EB009	18 L	M26x1,5
290EB161	18 N	M27x1,5
220EB051	18 to butt	M26x1,5
100VU050	18 Brass	M24x1,5
220EB059	20 S	M30x2
290EB162	20 N	M27x1,5
290EB163	21 N	M30x1,5
220EB022	22 L	M30x2
100VU052	22 Brass	M30x1,5
220EB049	25 S	M36x2
220EB060	30 S	M42x2
220EB061	38 S	M52x2

220EB046	1/8"	3,17	Brass
220EB041	3/16"	4,75	Brass
220EB040	1/4"	6,35	Brass
220EB042	3/8"	9,52	Brass
220EB043	1/2"	12,7	Brass
220EB044	5/8"	15,85	Brass



Straight Brass connector




Straight steel connector



Straight connector to butt


REDUCING STRAIGHT CONNECTOR

Part No	OD		OD	
220EB072	6	LL	4	LL
220EB092	6	L	15	to butt
220ZV094	6	L	16	to butt
220EB073	8	LL	4	LL
220EB011	8	L	6	L
220EB018	10	L	6	L
220EB012	10	L	8	L
220EB013	12	L	8	L
220EB017	12	L	6	L
220EB010	12	L	10	L
220EB086	13	N	12	L
230EB129	14	LL	12	LL
220EB070	15	L	6	L
220EB074	15	L	8	L
220EB082	15	to butt	8	L
220EB068	15	L	10	L
220EB084	15	to butt	10	L
220EB015	15	L	12	L
220EB083	15	to butt	12	L
220EB093	15	to butt	18	to butt
220EB039	16	L	10	L
220EB016	16	S	14	S
220EB066	16	S	20	S
220EB076	18	L	10	L
220EB019	18	L	12	L
220EB014	18	L	15	L
220EB064	3/16" (4,75)	brass	1/4" (6,35)	brass
220EB067	5/16" (7,94)	brass	3/8" (9,52)	brass
220EB045	3/8" (9,52)	brass	1/2" (12,7)	brass



FEMALE STRAIGHT CONNECTOR

Part No	OD		Thread
222EB058	4	LL	1/8"
222EB050	6	L	M22x1,5
222EB063	6	L	1/8"
222EB064	6	S	1/4"
222EB055	8	L	1/4"
222EB051	8	L	M22x1,5
222EB052	10	L	M22x1,5
222EB056	10	L	1/4"
222EB061	10	L	1/2"
222EB060	10	L	3/8"
222EB057	12	L	M16x1,5
222EB053	12	L	M22x1,5
222EB059	12	L	3/8"
222EB054	12	S	3/8"
291EB067	14	N	3/8"
222EB065	15	L	1/2"
222EB068	16	S	M22x1,5
222EB062	16	S	1/2"



STRAIGHT STUD

Part No	OD		Thread
222EB091	4	LL	1/8"
222EB093	4	LL	M6x1
222EB045	4	LL	M8x1
222EB041	5	LL	M8x1
222EB037	5	LL	1/8"
222EB094	6	LL	M6x1
222EB109	6	LL	M7x1
222EB092	6	LL	M8x1
401FA008	6	LL	M8x1,25
222EB110	6	LL	M10x1
222EB019	6	L	M10x1
101AB067	6	LL	M10x1,5
222EB192	6	L	M12x1,25
222EB007	6	L	M12x1,5
222EB020	6	L	M14x1,5
222EB021	6	L	M16x1,5
222EB027	6	L	M22x1,5
222EB017	6	LL	1/8"
222EB074	6	L	1/8"
222EB015	6	L	1/4"
222EB195	6	L	1/4"NPT
222EB039	6	L	3/8"
222EB115	6	S	1/4"
222EB013	8	LL	M10x1
222EB087	8	L	M10x1
222EB085	8	L	M12x1
222EB081	8	L	M12x1,25
222EB001	8	L	M12x1,5
222EB022	8	L	M14x1,5
222EB127	8	S	M14x1,5
222EB002	8	L	M16x1,5
222EB146	8	L	M18x1,5
222EB011	8	L	M22x1,5
222EB032	8	LL	1/8"
222EB122	8	L	1/8"
222EB199	8	L	1/8" NPT
222EB196	8	L	1/4"NPT
222EB116	8	LL	1/4" NPT
222EB117	8	LL	1/4"
222EB016	8	L	1/4"
222EB031	8	L	3/8"
222EB129	8	S	3/8"
222EB128	8	S	1/4"
222EB088	8	L	1/2"
222EB132	8	S	1/2"
222EB133	10	L	M10x1
222EB036	10	L	M12x1,5
222EB030	10	L	M14x1,5
222EB003	10	L	M16x1,5
222EB140	10	S	M14x1,5
222EB145	10	S	M16x1,5
222EB135	10	L	M18x1,5
222EB008	10	L	M22x1,5
222EB137	10	L	1/8"
290EB458	10	N	1/8"
222EB070	10	L	1/4"
290EB459	10	N	1/4"
222EB024-1	10	L	3/8" co
222EB024	10	L	3/8"
222EB035	10	L	1/2"
222EB248	10	L	1/2"NPT



Part No	OD		Thread
222EB072	12	L	M12x1
222EB071	12	L	M12x1,5
222EB018	12	L	M14x1,5
222EB004	12	L	M16x1,5
222EB047	12	L	M18x1,5
222EB006	12	L	M22x1,5
222EB073	12	L	1/4"
222EB078	12	S	1/4"
222EB200	12	L	1/4"NPT
222EB005	12	L	3/8"
222EB249	12	L	3/8"NPT
222EB033	12	L	1/2"
222EB270	12	L	1/2"NPT
290EB464	12	N	1/2"
290EB466	13	N	3/8"
290EB467	13	N	1/2"
290EB686	14	N	M14x1,5
290EB691	14	N	M16x1,5
222EB042	14	S	M16x1,5
222EB044	14	S	M20x1,5
290EB469	14	N	3/8"
290EB470	14	N	1/2"
222EB012	15	L	M16x1,5
222EB307	15	to butt	M16x1,5
222EB009	15	L	M22x1,5
222EB300	15	to butt	M22x1,5
222EB084	15	L	M26x1,5
222EB316	15	to butt	M26x1,5
222EB148	15	L	M18x1,5
222EB026	15	L	3/8"
290EB471	15	N	3/8"
222EB149	15	L	1/2"
222EB023	16	L	M16x1,5
222EB010	16	L	M22x1,5
222EB043	16	S	M22x1,5
222EB014	16	L	M26x1,5
222EB080	16	S	3/8"
222EB046	16	S	1/2"
290EB477	17	N	3/8"
222EB048	18	L	M22x1,5
222EB034	18	L	M26x1,5
222EB317	18	to butt	M26x1,5
290EB608	18	N	M27x1,5
290EB480	18	N	3/8"
222EB038	18	L	1/2"
222EB177	18	L	3/4"
222EB000	20	S	M22x1,5
222EB169	22	L	3/4"
222EB083	3,17 (1/8")		1/8" brass
222EB089	4,75 (3/16")		1/8" brass
222EB049	6,35 (1/4")		1/4" brass
222EB106	6,35 (1/4")		1/8" NPT
222EB102	6,35 (1/4")		1/4" NPT
222EB075	6,35 (1/4")		3/8" brass
222EB079	6,35 (1/4")		1/8" brass
222EB028	9,52 (3/8")		1/8" brass
222EB029	9,52 (3/8")		1/4" brass
222EB082	9,52 (3/8")		3/8" brass
222EB164	9,52 (3/8")		1/4" NPT
222EB025	12,7 (1/2")		3/8" brass
222EB076	12,7 (1/2")		1/2" brass



Part No	OD	
220EB028	6	L
220EB029	8	L
220EB026	10	L
220EB027	12	L
291EB156	14	N
220EB077	15	L
220EB095	15	to butt
220EB025	16	L
220EB033	16	S
220EB034	18	L
220EB078	22	L
220EB035	25	S
220EB096	9,52 (3/8")	



Part No	OD		with nut
221EB549	6	L	M12x1,5 (tube diam.6)
221EB550	8	L	M14x1,5 (tube diam.8)
221EB551	10	L	M16x1,5 (tube diam.10)
221EB553	10	S	M18x1,5 (tube diam. 10S)
221EB552	12	L	M18x1,5 (tube diam.12)
221EB559	14	L	M20x1,5 (tube diam. 14)
221EB556	15	L	M22x1,5 (tube diam.15)
221EB562	16	L	M22x1,5 (tube diam.16)
221EB555	18	L	M26x1,5 (tube diam.18)
Elbow 135°			
221EB557	12	L	M18x1,5 (tube diam.12)

ELBOW CONNECTOR CONICAL

Part No	OD		Thread
229EB010	4	LL	1/8"
102AB070	5	Brass	1/8"
225EB026	5	LL	M6x1
229EB013	6	LL	M6x1
229EB011	6	LL	M8x1
229EB006	6	LL	M10x1
102AB071	6	Brass	1/8"
229EB004	6	LL	1/8"
229EB005	6	L	M10x1
102AB061	6	Brass	1/4"
229EB012	6	L	1/4"
229EB009	6	S	1/4"
229EB008	8	LL	M10x1
229EB002	8	LL	1/8"
229EB038	8	L	1/8"
232EB002	8	L	M12x1,5
102AB062	8	Brass	1/4"
229EB003	8	L	1/4"
102AB063	8	Brass	3/8"
291EB256	8	N	3/8"
232EB003	10	L	M14x1,5
102AB064	10	Brass	1/4"
291EB258	10	N	1/4"
102AB065	10	Brass	3/8"
291EB259	10	N	3/8"
232EB007	10	S	M16x1,5
232EB006	10	S	3/8"
232EB007	10	S	M16x1,5
102AB066	12	Brass	1/4"
291EB261	12	L	1/4"
232EB001	12	L	M16x1,5
102AB067	12	Brass	3/8"
291EB262	12	N	3/8"
102AB068	12	Brass	1/2"
291EB263	12	N	1/2"
291EB265	13	N	3/8"
291EB269	14	N	3/8"
102AB069	14	Brass	1/2"
291EB270	14	N	1/2"
229EB029	15	L	M18x1,5
229EB030	15	L	1/2"
291EB273	16	N	3/8"
229EB007	16	S	1/2"
291EB274	16	N	1/2"
232EB004	16	S	M22x1,5
229EB007	16	L	1/2"
225EB025	4,75 (3/16")		1/8" brass
225EB028	6,35 (1/4")		1/4" NPT
225EB021	6,35 (1/4")		1/4" brass
225EB022	6,35 (1/4")		1/8" brass
225EB023	9,52 (3/8")		1/8" brass
225EB029	9,52 (3/8")		1/4" NPT
225EB020	9,52 (3/8")		1/4" brass
225EB024	12,7 (1/2")		3/8" brass



ELBOW STUD

Part No	OD		Thread
225EB011	6	L	M10x1
225EB012	6	L	M12x1,5
225EB008	6	L	M14x1,5
225EB009	6	L	M16x1,5
225EB010	8	L	M12x1,5
225EB013	8	L	M14x1,5
225EB001	8	L	M16x1,5
225EB004	8	L	M22x1,5
225EB015	10	L	M12x1,5
225EB007	10	L	M14x1,5
225EB002	10	L	M16x1,5
225EB017	10	L	M22x1,5
225EB003	12	L	M16x1,5
225EB005	12	L	M22x1,5
225EB018	15	L	M16x1,5
225EB014	15	L	M22x1,5
222EB306	15	to butt	M22x1,5
225EB016	15	L	M26x1,5
225EB006	16	L	M22x1,5
222EB320	16	to butt	M22x1,5
225EB118	18	L	M22x1,5
204EB137	18	to butt	M22x1,5
225EB119	18	L	M26x1,5

ELBOW BULKHEAD CONNECTOR

Part No	OD		Thread
226EB004	6	L	M12x1,5
226EB005	8	L	M14x1,5
226EB002	10	L	M16x1,5
226EB001	12	L	M18x1,5
226EB003	15	L	M22x1,5
222EB304	15	to butt	M22x1,5
226EB006	18	L	M26x1,5

ELBOW BULKHEAD CONNECTOR REDUCING

Part No	long Ø		short Ø
226EB010	10	L	12 L

135° ELBOW STUD

Part No	OD		Thread
225EB049	10	L	M14x1,5
225EB050	12	L	M16x1,5



MALE/MALE ELBOW BULKHEAD

Part No	Thread	Thread
204EB031	M16x1,5	M22x1,5
204EB032	M22x1,5	M22x1,5



MALE/FEMALE ELBOW


Part No	Thread	Internal thread
204EB041	M16x1,5	M16x1,5
204EB043	M22x1,5	M22x1,5
204EB042	M22x1,5	M16x1,5

Brass with O-Ring




TEE CONNECTOR

Part No	OD	Thread
221EB012	4	LL M 8x1
221EB013	5	LL M10x1
221EB003	6	L M12x1,5
221EB010	6	LL M10x1
221EB006	8	L M14x1,5
221EB004	10	L M16x1,5
221EB001	12	L M18x1,5
291EB355	13	N
221EB009	14	S M22x1,5
221EB027	15	L M22x1,5
221EB070	15	L M22x1,5 bulkhead
220EB134	15	to butt M22x1,5
221EB002	16	L M22x1,5
291EB360	17	N M24x1,5
221EB022	18	L M26x1,5
220EB137	18	to butt M22x1,5
221EB028	22	L
221EB008	4,75 (3/16")	brass
221EB007	6,35 (1/4")	brass
221EB005	9,52 (3/8")	brass



REDUCING TEE CONNECTOR

Part No	OD D1	OD D2	OD D3	
221EB018	6	8	6	L
221EB041	6	10	6	L
221EB015	8	6	8	L
221EB020	8	10	8	L
221EB021	8	8	6	L
221EB011	10	6	10	L
221EB014	10	8	10	L
221EB019	12	6	12	L
221EB016	12	8	12	L
221EB017	12	10	12	L
221EB042	15	12	15	L
221EB032	16	12	16	L




CONNICAL TEE STUD

Part No	OD	Thread	OD	
221EB208	8	1/4" Conical	8	L
221EB204	12	3/8" Conical	12	L
221EB199	12	M16x1,5 Conical	12	L




TEE STUD CONNECTOR

Part No	OD D1	Thread D2	OD D3	
221EB242	6	M12x1,5	6	L
221EB230	8	M12x1,5	8	L
221EB234	8	M14x1,5	8	L
221EB228	8	M16x1,5	8	L
221EB227	10	M22x1,5	10	L
221EB200	12	M16x1,5	12	L
221EB222	12	M16x1,5	6	L
221EB224	12	M22x1,5	6	L
221EB223	12	M16x1,5	8	L
221EB207	12	M22x1,5	8	L
221EB201	12	M22x1,5	12	L
221EB203	15	M22x1,5	15	L
221EB063	15	M22x1,5	15	to butt
221EB202	16	M22x1,5	16	L




TEE STUD CONNECTOR

Part No	OD D1	OD D2	Thread D3	
221EB209	8	8	M16x1,5	L
221EB198	8	8	M22x1,5	L
221EB245	10	6	M22x1,5	L
221EB197	10	10	M22x1,5	L
221EB205	12	6	M16x1,5	L
221EB245	12	6	M22x1,5	L
221EB238	12	8	M22x1,5	L
221EB206	12	12	M16x1,5	L
221EB213	12	12	M22x1,5	L
221EB240	M22x1,5	12	M22x1,5	L
221EB214	15	15	M22x1,5	L
221EB064	15 to butt	M22x1,5	M22x1,5	
221EB215	16	16	M22x1,5	L




TEE CONNECTOR

Part No	OD D1	with nut D2	OD D3	Série
221EB249	6	M12x1,5	6	L
221EB250	8	M14x1,5	8	L
221EB251	10	M16x1,5	10	L
221EB252	12	M18x1,5	12	L



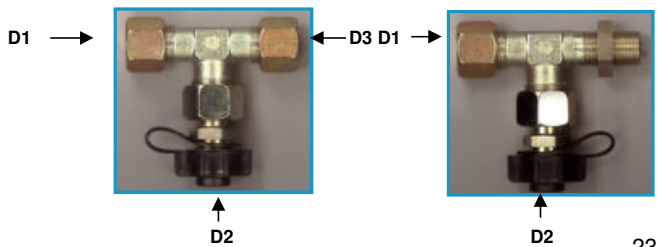

TEE CONNECTOR

Part No	OD D1	OD D2	with nut D3	
221EB273	6	6	M12x1,5	L
221EB270	8	8	M14x1,5	L
221EB271	10	10	M16x1,5	L
221EB272	12	12	M18x1,5	L
221EB277	15	15	M22x1,5	L
221EB274	18	18	M26x1,5	L




TEE WITH TEST POINT

Part No	D1	D2	D3	
221EB237	8	Test point	8	L
221EB212	12	Test point	12	L
221EB211	12	Test point	M16x1,5	L
221EB210	12	M16x1,5	Test point	L
221EB217	10	Test point	10	L
221EB239	15 to butt	M22x1,5	Test point	




STRAIGHT MALE STUD CONNECTOR

Part No	OD long side	Thread short	
223EB000	8	L	M16x1,5
223EB001	10	L	M16x1,5
223EB011	10	L	M22x1,5
223EB002	12	L	M16x1,5
223EB009	12	L	M22x1,5
223EB012	15	L	M22x1,5
223EB039	15	about 16	M16x1,5
223EB036	15	about 16	M22x1,5
223EB007	16	L	M22x1,5
223EB010	M22x1,5	L	OD 12
223EB018	M16x1,5	L	OD 12




STRAIGHT BULKHEAD CONNECTOR

Part No	OD	Thread	
223EB013	6	L	M12x1,5
223EB005	8	L	M14x1,5
223EB004	10	L	M16x1,5
223EB003	12	L	M18x1,5
223EB014	14	L	M22x1,5
223EB006	15	L	M22x1,5
223EB008	16	L	M22x1,5
223EB015	18	L	M26x1,5



REDUCING STRAIGHT BULKHEAD CONNECTOR

Part No	OD	Thread	
223EB017	short 10	L	M16x1,5
	long 12		M18x1,5
223EB017-1	short 12	L	M18x1,5
	long 10		M16x1,5





STRAIGHT BULKHEAD ADAPTOR

Part No	Thread (long)	Thread (short)
224EB010	M16x1,5	M22x1,5
224EB004	M22x1,5	M16x1,5
224EB020	M22x1,5 (int. Thread 16x1,5)	M16x1,5
224EB103	M22x1,5	1/2"
224EB001	M22x1,5	M22x1,5



FEMALE STRAIGHT BULKHEAD

Part No	OD (long)	Internal thread (short)
223EB032	10 L (M16x1,5)	M16x1,5
223EB016	12 L (M18x1,5)	M16x1,5
223EB034	6L	M6x1
223EB035	6L	M10x1
223EB016	12 L (M18x1,5)	M16x1,5



MALE/FEMALE ADAPTOR

Part No	Male	Female	Material
105AB096	1/8"	1/8"	STEEL
105AB095	1/8"	1/4"	STEEL
105VU014	1/8"	1/4"	BRASS
105AB102	1/8"	3/8"	STEEL
105AB006	1/4"	1/8"	NICKEL BRASS
105VU001	1/4"	3/8"	NICKEL BRASS
105AB099	1/4"	1/2"	STEEL
105AB098	1/4"	3/4"	STEEL
208EB073	1/4"	M10x1	STEEL
208EB074	1/4"	M12x1,5	STEEL
208EB075	1/4"	M16x1,5	STEEL
208EB076	1/4"	M18x1,5	STEEL
105AB007	3/8"	1/8"	NICKEL BRASS
105VU002	3/8"	1/4"	NICKEL BRASS
105VU003	3/8"	1/2"	NICKEL BRASS
105AB101	3/8"	1/2"	STEEL
105AB045	3/8" BSP	1/2" BSP	CAST IRON
105AB087	3/8"	3/4"	STEEL
208EB077	3/8"	M12x1	STEEL
208EB092	3/8"	M12x1,5	STEEL
208EB026	3/8"	M16x1,5	STEEL
208EB078	3/8"	M18x1,5	STEEL
208EB027	3/8"	M22x1,5	STEEL
105AB009	1/2"	1/8"	NICKEL BRASS
105VU004	1/2"	1/4"	NICKEL BRASS
105AB094	1/2"	1/4"	STEEL
105VU005	1/2"	3/8"	NICKEL BRASS
105AB090	1/2"	3/8"	STEEL
208EB038	1/2"	1/2"	STEEL
208EB039	1/2" NPT	1/2" BSP	STEEL
105AB010	1/2"	3/4"	NICKEL BRASS
105AB097	1/2"	1"	STEEL
208EB079	1/2"	M12x1,5	STEEL
208EB080	1/2"	M14x1,5	STEEL
208EB031	1/2"	M16x1,5	STEEL
208EB035	1/2"	M18x1,5	STEEL
208EB028	1/2"	M22x1,5	STEEL
105AB082	3/4"	1/4"	STEEL
105AB083	3/4"	3/8"	STEEL
208EB091	3/4" NPT	3/8" NPT	
105AB008	3/4"	1/2"	NICKEL BRASS
105AB103	3/4"	1/2"	STEEL
105AB086	3/4"	1"	STEEL
208EB081	3/4"	M14x1,5	STEEL
208EB082	3/4"	M16x1,5	STEEL
208EB083	3/4"	M18x1,5	STEEL
208EB084	3/4"	M22x1,5	STEEL
208EB087	1"	1/4"	STEEL
208EB088	1"	3/8"	STEEL
105AB123	1"	3/8"	BRASS
105AB093	1"	1/2"	STEEL
105AB124	1"	1/2"	BRASS
105AB092	1"	3/4"	STEEL
105AB100	1"	3/4"	BRASS
208EB085	1"	M18x1,5	STEEL
208EB020	1"	M22x1,5	STEEL
105AB125	1"1/4	1/2"	BRASS
105AB126	1"1/4	3/4"	BRASS
105AB127	1"1/4	1"	BRASS
105AB128	1"1/2	1/2"	BRASS
105AB129	1"1/2	3/4"	BRASS
105AB130	1"1/2	1"	BRASS
105AB131	1"1/2	1"1/4	BRASS
105AB132	2"	1/2"	BRASS
105AB133	2"	3/4"	BRASS
105AB134	2"	1"	BRASS
105AB135	2"	1"1/4	BRASS
105AB136	2"	1"1/2	BRASS
105AB137	2"1/2	2"	BRASS



Part No	Male	Female	Material
208EB049	8x1	8x1	BRASS
208EB050	8x1	10x1	BRASS
208EB051	10x1	8x1	BRASS
230EB200	M10x1	1/8"	STEEL
230EB202	M10x1	1/4"	STEEL
208EB041	M10x1	M12x1,5	STEEL
208EB033	M12x1,5	1/8"	STEEL
208EB032	M12x1,5	1/4"	STEEL
208EB052	M12x1,5	3/8"	STEEL
208EB053	M12x1,5	1/2"	STEEL
208EB042	M12x1,5	M10x1	STEEL
208EB046	M12x1,5	M12x1,5	STEEL
208EB054	M12x1,5	M14x1,5	STEEL
208EB009	M12x1,5	M16x1,5	STEEL
208EB055	M12x1,5	M18x1,5	STEEL
222EB150	M12x1,5	M22x1,5	STEEL
222EB155	M14x1,5	1/4"	STEEL
208EB056	M14x1,5	3/8"	STEEL
208EB057	M14x1,5	1/2"	STEEL
208EB043	M14x1,5	M12x1,5	STEEL
208EB047	M14x1,5	M14x1,5	STEEL
208EB044	M14x1,5	M16x1,5	STEEL
208EB058	M14x1,5	M18x1,5	STEEL
222EB151	M14x1,5	M22x1,5	STEEL
208EB093	M16x1,5	1/8"	STEEL
208EB021	M16x1,5	1/4"	STEEL
208EB022	M16x1,5	3/8"	STEEL
208EB023	M16x1,5	1/2"	STEEL
208EB011	M16x1,5	M10x1	STEEL
208EB007	M16x1,5	M12x1,5	STEEL
251FR509	M16x1,5	M12x1,5	BRASS *
208EB059	M16x1,5	M14x1,5	STEEL
208EB012	M16x1,5	M16x1,5	STEEL
208EB034	M16x1,5	M18x1,5	STEEL
208EB001	M16x1,5	M22x1,5	STEEL
208EB060	M18x1,5	1/4"	STEEL
208EB061	M18x1,5	3/8"	STEEL
208EB062	M18x1,5	1/2"	STEEL
208EB063	M18x1,5	3/4"	STEEL
208EB064	M18x1,5	1"	STEEL
208EB036	M18x1,5	M10x1	STEEL
208EB010	M18x1,5	M12x1,5	STEEL
208EB065	M18x1,5	M14x1,5	STEEL
222EB157	M18x1,5	M16x1,5	STEEL
208EB002	M18x1,5	M22x1,5	STEEL
208EB066	M20x1,5	1/4"	STEEL
208EB067	M20x1,5	1/2"	STEEL
208EB094	M22x1,5	1/8"	STEEL
208EB029	M22x1,5	1/4"	STEEL
208EB090	M22x1,5	1/4" NPT	STEEL
208EB024	M22x1,5	3/8"	STEEL
208EB025	M22x1,5	1/2"	STEEL
208EB068	M22x1,5	1"	STEEL
208EB048	M22x1,5	M10x1	STEEL
208EB003	M22x1,5	M12x1,5	STEEL
251FR519	M22x1,5	M12x1,5	BRASS *
208EB030	M22x1,5	M14x1,5	STEEL
208EB004	M22x1,5	M16x1,5	STEEL
251FR529	M22x1,5	M16x1,5	BRASS *
208EB013	M22x1,5	M18x1,5	STEEL
208EB005	M22x1,5	M22x1,5	STEEL
208EB069	M22x1,5	M26x1,5	STEEL
208EB070	M26x1,5	1/4"	STEEL
208EB071	M26x1,5	1/2"	STEEL
208EB072	M26x1,5	3/4"	STEEL
208EB089	M26x1,5	M16x1,5	BRASS
208EB008	M26x1,5	M18x1,5	STEEL
208EB006	M26x1,5	M22x1,5	STEEL



* With O-Ring


MALE STEEL ADAPTOR

Part No	Thread	Thread	Material
105VU015	M5x0,8	M5x0,8	BRASS
611GB001	M8x1	M10x1	STEEL
611GB002	M10x1	M12x1,5	STEEL
203EB101	M12x1,5	M12x1,5	STEEL
203EB110	M12x1,5	M14x1,5	STEEL
206EB001	M12x1,5	M16x1,5	STEEL
206EB002	M12x1,5	M22x1,5	STEEL
203EB111	M14x1,5	M14x1,5	STEEL
203EB103	M14x1,5	M16x1,5	STEEL
203EB112	M14x1,5	M18x1,5	STEEL
203EB117	M14x1,5	M22x1,5	STEEL
206EB003	M16x1,5	M16x1,5	STEEL
211EB021	M16x1,5	M18x1,5	STEEL
206EB004	M16x1,5	M22x1,5	STEEL
206EB005	M18x1,5	M22x1,5	STEEL
206EB006	M22x1,5	M22x1,5	STEEL
206EB007	M22x1,5	M26x1,5	STEEL
206EB008	M26x1,5	M26x1,5	STEEL
611GB008	1/8"	M12x1,5	STEEL
611GB009	1/4"	M12x1,5	STEEL
206EB021	1/4"	M14x1,5	STEEL
206EB022	1/4"	M16x1,5	STEEL
611GB012	3/8"	M16x1,5	STEEL
611GB013	3/8"	M18x1,5	STEEL
206EB024	3/8"	M22x1,5	STEEL
206EB023	1/2"	M22x1,5	STEEL
105AB020	1/8"	1/8"	BRASS
105AB021	1/8"	1/4"	BRASS
105AB027	1/8"	3/8"	BRASS
105AB028	1/8"	1/2"	BRASS
105VU022	1/4"	1/4"	BRASS
105VU023	1/4"	3/8"	BRASS
105AB029	1/4"	1/2"	BRASS
105VU024	3/8"	3/8"	BRASS
105VU025	3/8"	1/2"	BRASS
105VU026	1/2"	1/2"	BRASS
105AB040	1/2"	3/4"	BRASS
105AB018	3/4"	3/4"	BRASS
105AB155	1"	1"	BRASS
105AB146	1"	1/2"	BRASS
105AB017	1"	3/4"	BRASS



FEMALE STEEL ADAPTOR

Part No	Int. Thread	Int. Thread	Material
207EB007	M12x1,5	M12x1,5	STEEL
207EB001	M12x1,5	M16x1,5	STEEL
207EB006	M14x1,5	M14x1,5	STEEL
207EB010	M14x1,5	M16x1,5	STEEL
207EB002	M16x1,5	M16x1,5	STEEL
207EB003	M16x1,5	M22x1,5	STEEL
207EB008	M18x1,5	M18x1,5	STEEL
207EB009	M18x1,5	M22x1,5	STEEL
207EB004	M22x1,5	M22x1,5	STEEL
207EB005	M22x1,5	M26x1,5	STEEL
207EB024	M26x1,5	M26x1,5	STEEL
207EB021	3/8"	M16x1,5	STEEL
207EB022	3/8"	M22x1,5	STEEL
207EB023	1/2"	M22x1,5	STEEL
105AB030	1/8"	1/8"	BRASS
105AB044	1/8"	1/8"	STEEL
105AB034	1/8"	1/4"	BRASS
105AB035	1/8"	3/8"	BRASS
105AB037	1/8"	1/2"	BRASS
105VU031	1/4"	1/4"	BRASS
105AB038	1/4"	3/8"	BRASS
105AB039	1/4"	1/2"	BRASS
105VU032	3/8"	3/8"	BRASS
105AB079	3/8"	3/8"	STEEL
105AB036	3/8"	1/2"	BRASS
105VU034	3/4"	3/4"	BRASS
105AB041	3/4"	1/2"	BRASS
105VU033	1/2"	1/2"	BRASS
105AB031	1"	1"	BRASS
105AB042	1"	1"	STEEL



ADAPTOR

Part No	with nut	Thread
222EB208	8 L (M14x1,5)	M12x1,5
222EB203	10 L (M16x1,5)	M16x1,5
222EB202	12 L (M18x1,5)	M16x1,5
222EB206	6 L (M12x1,5)	M1/8"
222EB207	8 L (M14x1,5)	M1/4"
222EB205	10 L (M16x1,5)	M1/4"
222EB204	12 L (M18x1,5)	M3/8"



Part No	with nut	OD
221EB052	10L (M16x1,5)	8L
221EB048	12L (M18x1,5)	6L
221EB049	12 L (M18x1,5)	8 L
221EB050	12 L (M18x1,5)	10 L
222EB218	14 S (M22x1,5)	12 L
221EB051	15 L (M22x1,5)	12 L
222EB219	18 L (M26x1,5)	10 L
221EB054	22 L (M30x2)	22 L



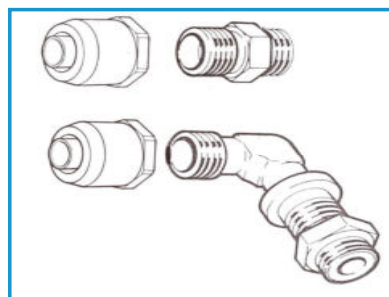
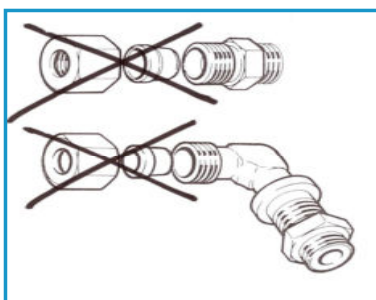
Part No	Stem	OD
222EB212	10 L	8 L
222EB215	15 L	12 L



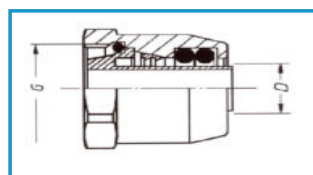
PUSH-IN END FITTINGS

These end fittings are designed to be used with DIN standard compression fittings.

SCANIA - KRONE - FELDBINDER - SCHMITZ - SCHWARTZMÜLLER - LECINENA



Part No	OD	Thread
	D	G
219EB001	4x6	M12x1,5
219EB018	4x6	M14x1,5
219EB002	5x8	M14x1,5
219EB003	6x8	M14x1,5
219EB019	6x8	M16x1,5
219EB008	6x8	M18x1,5
219EB004	6x9	M16x1,5
219EB005	7x10	M16x1,5
219EB006	7,5x10	M16x1,5
219EB007	8x10	M16x1,5
219EB009	8x10	M18x1,5
219EB010	8x11	M18x1,5
219EB011	8,8x12	M18x1,5
219EB012	9x12	M18x1,5
219EB013	11x15	M22x1,5
219EB014	11,2x16	M22x1,5
219EB015	12x15	M22x1,5
219EB016	12x16	M22x1,5
219EB017	14x18	M26x1,5



ASSORTED BOX RANGE

Part No	Content	Quantity
805BA001	tube 4x 6 - int. thread M12x1,5	4
	tube 6x 8 - int. thread M14x1,5	4
	tube 7x10 - int. thread M16x1,5	2
	tube 8x10 - int. thread M16x1,5	6
	tube 9x12 - int. thread M18x1,5	10
	tube 12x16 - int. thread M22x1,5	2



SAF BRAKE CHAMBER PORT EXTENSIONS

Part No	Description
295EB001	Equal Legs M16x1,5 03 424 000 712



Part No	Description
295EB002	Unequal Legs M16x1,5 03 424 000 811



Part No	Description
295EB003	Unequal Legs M16x1,5 KNORR BS7309



Part No	Description
295EB004	KIT Legs M16x1,5



CONNECTORS LL

(PN 63 ou Pas fin ou LL)

SUMMARY :

* Cutting ring	Page 29
* Nut	Page 29
* Straight connector	Page 29
* Reducing straight connector	Page 29
* Straight stud	Page 30
* Conical adaptor	Page 30
* Cylindric adaptor	Page 30
* Elbow connector	Page 31
* Rotating elbow with swivel nut	Page 31
* Elbow	Page 31
* Tee	Page 32
* Female straight connector	Page 32

Cutting ring

Part No		Tube OD
215BA000	1A 4L	4
230EB002	1A 6L	6
230EB003	1A 8L	8
230EB004	1A 10L	10
230EB005	1A 12L	12
230EB006	1A 14L	14
230EB102	1A 15L	15
230EB007	1A 16L	16
230EB008	1A 18L	18
230EB009	1A 20L	20
230EB010	1A 22L	22



Nut

Part No		Tube OD	Internal thread
230EB011	2A 4L	4	8x1
230EB021	2A 5L	5	10x1
230EB012	2A 6L	6	10x1
230EB013	2A 8L	8	12x1
230EB014	2A 10L	10	14x1
230EB015	2A 12L	12	16x1
230EB016	2A 14L	14	18x1
230EB101	2A 15L	15	22x1
230EB017	2A 16L	16	22x1
230EB018	2A 18L	18	24x1
230EB019	2A 20L	20	25x1,5
230EB020	2A 22L	22	28x1,5



Straight connector

Part No without ring+nut		Tube OD	Part No with ring+nut
230EB022	3A 6L	6	230EB122
230EB023	3A 8L	8	230EB123
230EB024	3A 10L	10	230EB124
230EB025	3A 12L	12	230EB125
230EB026	3A 14L	14	230EB126
230EB100	3A 15L	15	230EB103
230EB027	3A 16L	16	230EB127
230EB028	3A 18L	18	230EB128



Reducing straight connector

Part No without ring+nut		Tube OD	Part No with ring+nut
230EB029	3RA14L/12L	14-12	230EB129




Bulkhead Connector

Part No		Ø	
230EB110	M10x100	6LL	with locknut



Assorted Box Cutting ring

Part No	Content	Quantity
230BA999	cutting ring diam. 4	25
	cutting ring diam. 6	20
	cutting ring diam. 8	20
	cutting ring diam. 10	30
	cutting ring diam. 12	30
	cutting ring diam. 14	10
	cutting ring diam. 16	16
	cutting ring diam. 18	8
	cutting ring diam. 20	5



STRAIGHT STUD CONICAL AND CYLINDRIC

Part No without ring+nut		Tube OD	Thread	Part No with ring+nut
230EB030	4A6L/8-13CO	6	1/8CYL	230EB130
230EB031		6	1/4CO	230EB131
230EB032	4A8L/8-13CO	8	1/4CO	230EB132
230EB033	4A10L/8-13CO	10	1/4CO	230EB133
230EB034	4A10L/12-17CO	10	3/8CO	230EB134
230EB035	4A12L/8-13CO	12	1/4CO	230EB135
230EB036	4A12L/12-17CO	12	3/8CO	230EB136
230EB037	4A14L/12-17CO	14	3/8CO	230EB137
230EB038	4A16L/12-17CO	16	3/8CO	230EB138
230EB039	4A16L/15-21CO	16	1/2CO	230EB139
230EB040	4A18L/15-21CO	18	1/2CO	230EB140



STRAIGHT STUD

Part No without ring+nut		Tube OD	Thread	Part No with ring+nut
230EB041	4A8L/14x150	8	14x150	230EB141
230EB042	4A10L/16x150	10	16x150	230EB142
230EB043	4A12L/14x150	12	14x150	230EB143
230EB044	4A12L/16x150	12	16x150	230EB144
230EB045	4A12L/18x150	12	18x150	230EB145
230EB046	4A12L/22x150	12	22x150	230EB146
230EB047	4A16L/22x150	16	22x150	230EB147
230EB048	4A18L/22x150	18	22x150	230EB148
230EB049	4A18L/24x150	18	24x150	230EB149
230EB050	4A18L/26x150	18	26x150	230EB150



ADAPTOR

Part No with ring+nut		Tube OD	Thread
230EB159		6	1/8
230EB151	5A12L/12-17CO	12	3/8




ADAPTOR

Part No with ring+nut		with nut	Thread
230EB152	5A12L/16x150	12	16x150
230EB153	5A12L/22x150	12	22x150
230EB154	5A16L/22x150	16	22x150
230EB155	5A16L/26x150	16	26x150
230EB156	5A18L/22x150	18	22x150
230EB157	5A18L/26x150	18	26x150
230EB158	5A22L/26x150	22	26x150




ELBOW CONNECTOR

Part No without ring+nut		Tube OD	Part No with ring+nut
		4	220EB075
		6	220EB065
230EB061	7A8L	8	230EB161
230EB062	7A10L	10	230EB162
230EB063	7A12L	12	230EB163
230EB064	7A14L	14	230EB164
230EB065	7A16L	16	230EB165
230EB066	7A18L	18	230EB166




ELBOW CONNECTOR WITH NUT

Part No without ring+nut	Tube OD	with nut	Part No with ring+nut
230EB067	12	M16x1	230EB167




ELBOW STUD 135°

Part No without ring+nut	Tube OD	Male	Part No with ring+nut
230EB069	12	M14x1,5	230EB169
230EB068	12	M16x1,5	230EB168




CONICAL ELBOW STUD

Part No without ring+nut		Tube OD	Thread	Part No with ring+nut
230EB071	8A6L/8-13CO	6	1/4"	230EB171
230EB072	8A8L/8-13CO	8	1/4"	230EB172
230EB073	8A10L/8-13CO	10	1/4"	230EB173
230EB074	8A10L/12-17CO	10	3/8"	230EB174
230EB075	8A12L/8-13CO	12	1/4"	230EB175
230EB076	8A12L/12-17CO	12	3/8"	230EB176
230EB077	8A14L/12-17CO	14	3/8"	230EB177
230EB078	8A16L/12-17CO	16	3/8"	230EB178
230EB079	8A18L/15-21CO	18	1/2"	230EB179




CONICAL ELBOW STUD

Part No without ring+nut		Tube OD	Thread	Part No with ring+nut
230EB080	8A8L/14x150CO	8	14x150	230EB180
230EB070	8A10L/16x150CO	10	16x150	230EB170
230EB081	8A12L/14x150CO	12	14x150	230EB181
230EB082	8A12L/16x150CO	12	16x150	230EB182
230EB083	8A12L/18x150CO	12	18x150	230EB183
230EB084	8A12L/22x150CO	12	22x150	230EB184
230EB085	8A16L/22x150CO	16	22x150	230EB185
230EB086	8A18L/22x150CO	18	22x150	230EB186




TEE CONNECTOR

Part No without ring+nut		Tube OD	Part No with ring+nut
230EB087	10A6L	6	230EB187
230EB088	10A8L	8	230EB188
230EB089	10A10L	10	230EB189
230EB090	10A12L	12	230EB190
230EB091	10A14L	14	230EB191



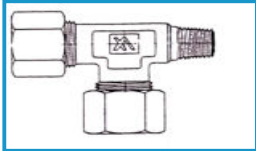
CONICAL TEE STUD

Part No without ring+nut		Tube OD	Thread	Part No with ring+nut
230EB092	11A12L/16x150CO	12	16x150	230EB192
230EB093	11A12L/22x150CO	12	22x150	230EB193





SIDE CONICAL TEE STUD

Part No without ring+nut		Tube OD	Thread	Part No with ring+nut
230EB094	11A16x150CO/12L	12	16x150	230EB194
230EB095	11A22x150CO/12L	12	22x150	230EB195




TEE CONNECTOR WITH NUT

Part No without ring+nut		Tube OD	Thread	Part No with ring+nut
230EB098		6	10x1	230EB198
230EB096		12	16x1	230EB196
230EB097		12	16x1	230EB197

FEMALE STRAIGHT CONNECTOR


Part No without ring+nut		Tube OD	Internal thread	Part No with ring+nut
230EB200		6	1/8"	230EB201
230EB202		6	1/4"	230EB203




TEST POINT and ACCESSORIES

Test point

Part No	Male
202EB016	1/8"
202EB014	1/4"
202EB012	M12x1,5
202EB010	M16x1,5
202EB011	M22x1,5
Cap	
202EB112	



Part No	Female
202EB030	M12x1,5
202EB031	M14x1,5
202EB032	M16x1,5
202EB035*	M16x1
202EB033	M18x1,5
202EB034	M22x1,5




* Special RVI

202EB040	M18x1,5 T12
----------	-------------




Bulkhead test point

Part No	Description
252FT181	M18x1,5 T04x6
252FT180	M18x1,5 T06x8
202EB015	Male M18x1,5 Fem. M12x1,5



Arm plug nipple

Part No	Ø
217EB034	5 and 6
217EB035	8




Instant plug nipple

Part No	Ø
217EB051	6
217EB054	8
217EB055	8



Actros fittings

Part No	OD Tube
217EB070	4x6
217EB071	6x8



Test point adaptor







Part No	Internal Ø
217EB030	5
217EB031	6
217EB032	7 - 8
Gasket	
217EB033	

Valve

Part No	
217EB052	Male 22x1,5
217EB058	Male 1/8"
217EB059	Female 12x1,5
217EB053	Valve extended
217EB057	Cap




DRAIN TAP

Part No	Thread	
202EB001	M22x1,5	
202EB002	1/2"	
202EB004	M22x1,5 AUTOMATICAL	
202EB003	Ring	

COMPRESSOR HOSE

Working pressure : 20 bars

Part No	Internal Ø	External Ø	
217EB011	5	14	
217EB012	6	13	
217EB013	8	17	
217EB014	9	16	
217EB019	13	21	
217EB020	16	26	
217EB021	19	29	

AIR/WATER TUBE

Working pressure : 20 bars


Temperature : - 40° to + 120°

Bursting pressure : 60 bars

R < 10⁶ Ω/m

Outside : EPDM Blue

Inside : EPDM Black

Part No	Internal Ø	External Ø	
901LA161	6	13	
901LA162	8	15	
901LA163	9	16	
901LA164	12	20	


Tire inflating house with test point and instant plug nipple

Part No	Length
217EB060	6 meters
217EB061	10 meters
217EB062	15 meters
217EB063	20 meters



Tire inflating house with 2 test points

Part No	Length
217EB065	10 meters
217EB067	15 meters
217EB066	20 meters



AIR PRESSURE GAUJE WITH GUN

Part No	Length
217EB093	20 mètres
217EB094	15 mètres
217EB095	10 mètres




PLUG

Part No	Thread
209BA101	M8x1
209BA102	M10x1
209EB119	M12x1
209VU103	M12x1,5
209VU104	M14x1,5
209BA119	M15x1
209VU001	M16x1,5
209VU106	M18x1,5
209BA107	M20x1,5
209VU000	M22x1,5
209EB121	M22x1,5 with hole drain
209BA109	M24x1,5
209BA110	M26x1,5
209BA111	M30x1,5
209BA112	M33x2
209BA113	1/8"
209BA114	1/4"
209VU011	3/8"
209VU012	1/2"
209BA117	3/4"
209BA118	1"




INTERNAL HEXAGONAL PLUG

Part No	Thread	Length
209BA129	M12x1,5	
209BA133	M16x1,5	10,1 mm
209BA130	M18x1,5	
209BA132	M22x1,5	10,3 mm
209BA155	M26x1,5	
209BA138	1/8"	
209BA131	1/4"	10 mm
209BA134	3/8"	10,3 mm
209BA137	1/2"	10,3 mm
209BA136	3/4"	12 mm
209BA135	1"	12,5 mm




SEALING PLUG

For cone 24° fittings


To use with nut

Part No	Ø
209EB125	6
209EB126	8
209EB124	10
209EB123	12
209EB127	14
209EB122	15
209EB128	16




BRASS PLUG

Part No	Thread
251FR512	M12x1,5
251FR513	M14x1,5
251FR514	M16x1,5
251FR515	M22x1,5



CONICAL PLUG

Part No	Thread
209EB151	1/8" conical
209EB152	1/4" conical
209EB153	3/8" conical
209EB154	1/2" conical
209EB155	3/4" conical
209EB156	1" conical



MAGNET PLUG


Part No	Thread
209EB222	M16x1,5 Lg without magnet 20 mm - 8 mm drive 6 sided ext. 21 mm
209EB223	M18x1,5 Lg without magnet 19,3 mm
209EB224	M22x1,5 Lg without magnet 18,3 mm 8 sided 10 mm
209EB235	M24x1,5 internal hexagonal
Part No	Thread-6 Point
209EB240	1/2"- Ext. 27
209EB241	M16x1,5 - Ext. 22
209EB242	M18x1,5 - Ext. 22
209EB243	M22x1,5 - Ext. 27






PLUG

Part No	Thread
209EB226	M12x1,5



RING NIPPLES for tube

Part No	ID	hole	Part No	ID	hole
216BA123	3	12	216BA108	6	16
216BA117	4	6	216BA118	7	14
216BA109	4	8	216BA105	8	12
216BA110	4	10	216BA107	8	14
216VU116	4	12	216BA102	8	16
216BA104	4	14	216BA122	8	18
216BA103	4	16	216BA124	8	22
216BA112	5	8	216BA120	9-10	12
216BA114	5	12	216BA113	9-10	14
216BA119	5	14	216BA101	9	16
216BA106	6	10	216EB009	9	16
216BA115	6	12	216BA121	12	18
216BA111	6	14	216BA125	12	22



RING NIPPLES for tube

Part No	OD	hole	Part No	OD	hole
216EB200	6 L	10	216EB210	10 L	22
216EB201	6 L	12	216EB211	12 L	16
216EB202	8 L	12	216EB212	12 L	18
216EB203	8 L	14	216EB213	12 L	20
216EB204	8 L	16	216EB214	12 L	22
216EB205	10 L	12	216EB215	14 L	18
216EB206	10 L	14	216EB216	14 L	22
216EB207	10 L	16	216EB217	15 L	22
216EB208	10 L	18	216EB218	16 L	20
216EB209	10 L	20	216EB219	16 L	22



HOLLOW SCREW

Part No	Thread
605GB001	M6x1
605VU002	M8x1
605GB003	M8x1,25
605VU004	M10x1
605GB028	M10x1,25
605GB005	M10x1,5
605GB017	M12x1
605GB006	M12x1,25
605VU006	M12x1,5
605VU007	M14x1,5
605VU008	M16x1,5
605VU009	M18x1,5
605GB010	M22x1,5
605GB016	M26x1,5
605GB013	M30x1,5
605GB011	R1/4"
605GB012	R3/8"
605GB015	R1/2"



DOUBLE HOLLOW SCREW


Part No	Thread
605VU021	M8x1
605VU022	M10x1
605VU023	M12x1,5
605VU024	M14x1,5
605VU025	M16x1,5
605VU026	M18x1,5




PLIERS

Part No	for Ø
216EB031	6-8-10-11
216EB032	7-9-12
216EB033	14-15-16




	for swivel nut	OD TUBE	Part No
	6 L - M12x1,5	4x6	227EB097
	8 L - M14x1,5	4x6	227EB093
	8 L - M14x1,5	6x9 or 6x8	227EB098
	10 L - M16x1,5	6x9 or 6x8	227EB094
	12 L - M18x1,5	8x11 or 8 int.	227EB285
	12 L - M18x1,5	9x12	227EB096
	16 L - M22x1,5	12x16	227EB024

NIPPLE Cone 24° with NUT

	with nut	OD TUBE	Part No
	12 L - M18x1,5	9x12	227EB021
	10 L - M16x1,5	8x11	227EB022
	12 L - M18x1,5	10x14	227EB023


STEM CONNECTOR FOR POLYAMIDE

Part No	Ø	OD TUBE
216EB011	6	4x6
216EB012	6	5x8
216EB013	8	5x8
216EB014	8	6x8 ou 6x9
216EB015	8	8x10 ou 8x11
216EB016	10	8 ou 9
216EB017	10	10x12
216EB018	12	10x12




STRAIGHT POLYAMIDE CONNECTOR

Part No	ID
255FR159	4-6
227EB442	4-4
255FR155	6-6
255FR156	8-8
255FR157	9-9
255FR158	12-12
255FR1581	14-14
255FR1582	16-16




EQUAL TEE

Part No	ID
255FR149	4
255FR150	6
255FR151	8
255FR152	9
255FR153	12
255FR1531	14
255FR1532	16




UNEQUAL TEE

Part No	Description	ID1	ID2	ID3
255FR142	TE TUBE	6	4	6
255FR143	TE TUBE	9	9	6
255FR144	TE TUBE	9	9	4
255FR145	TE TUBE	8	6	8
255FR146	TE TUBE	9	6	9



THREAD NIPPEL For POLYAMIDE TUBE

Part No	Description	Part No	Description
216EB310	4-M10x1 Ø int. tube - thread	216EB340	8-M12x1,5 Ø int. tube - thread
216EB311	4-M12x1,5	216EB341	8-M14x1,5
216EB312	4-M14x1,5	216EB342	8-M16x1,5
216EB313	4-M16x1,5	216EB343	8-M22x1,5
216EB314	4-M22x1,5	216EB350	9-M12x1,5
216EB320	6-M10x1	216EB352	9-M14x1,5
216EB321	6-M12x1,5	216EB353	9-M16x1,5
216EB323	6-M14x1,5	216EB354	9-M22x1,5
216EB324	6-M16x1,5	216EB360	12-M16x1,5
216EB325	6-M22x1,5	216EB361	12-M22x1,5



HOLLOW SCREW (simple and double) ASSORTED BOX RANGE

Part No	Description	Quantity
801BA005	simple M8x1	5
	simple M10x1	4
	simple M12x1,5	4
	simple M14x1,5	6
	simple M16x1,5	2
	simple M18x1,5	2
	double M8x1	3
	double M10x1	2
	double M12x1,5	2
	double M14x1,5	2
	double M16x1,5	1
	double M18x1,5	1



POLYAMIDE RING NIPPLE ASSORTED BOX RANGE

Part No	Description	Quantity
216BA999	Tube 4x6 - hole 8	4
	Tube 4x6 - hole 10	4
	Tube 4x6 - hole 12	4
	Tube 6x8 - hole 10	4
	Tube 6x8 - hole 12	4
	Tube 4x6 - hole 14	4
	Tube 6x8 - hole 14	4
	Tube 8x10 - hole 12	4
	Tube 8x10 - hole 14	4
	Tube 8x10 - hole 16	4
	Tube 10x12 - hole 14	8



Part No	Description	Quantity
801BA004	Tube 4x6 - hole 8	5
	Tube 4x6 - hole 10	5
	Tube 4x6 - hole 12	10
	Tube 4x6 - hole 14	5
	Tube 4x6 - hole 16	5
	Tube 5x8 - hole 8	5
	Tube 5x8 - hole 12	5
	Tube 6x8 - hole 10	5
	Tube 6x8 - hole 12	5
	Tube 6x8 - hole 14	10
	Tube 6x8 - hole 16	5
	Tube 8x10 - hole 12	5
	Tube 8x10 - hole 14	5
	Tube 8x10 - hole 16	5
	Tube 9x12 - hole 14	5
	Tube 9x12 - hole 16	5
	Tube cutter	1



RUBBER AIR HOSE and fittings

Part No	Description
213EB001	Rubber air hose or other application 10x18 UTAC
213EB002	Rubber air hose or other application 11x18 DIN74310
213EB003	Rubber air hose or other application 13x25 DIN74310
213EB000	Rubber air hose or other application 8x18 UTAC
213EB004	Rubber air hose or other application 15,9x27



Part No	Description
213EB018	Male nipple for tube 10x18 with nut M16x1,5
213EB021	Male nipple for tube 10x18 with nut M18x1,5 cône 24° with o-ring
213EB021B	Male nipple for tube 10x18 with nut M18x1,5 cône 60°
213EB015	Male nipple for tube 11x18 with nut M16x1,5
213EB052	Male nipple for tube 11x18 with nut M22x1,5
213EB047	Male nipple for tube 11x18 with nut 15L - M22x1,5
213EB013	Male nipple for tube 13x25 with nut M16x1,5
213EB051	Male nipple for tube 13x25 with nut M22x1,5
213EB046	Male nipple for tube 13x25 with nut 15L M22x1,5
213EB035	Male nipple for tube 10x18 dead male 1/4"
213EB029	Male nipple for tube 10x18 dead male 3/8"
213EB036	Male nipple for tube 10x18 dead male M12x1 C24 T8
213EB037	Male nipple for tube 10x18 dead male M14x1 C24 T10
213EB027	Male nipple for tube 10x18 dead male M16x1 C24 T12
213EB022	Male nipple for tube 10x18 dead male M16x1,5 (brass)
213EB020	Male nipple for tube 10x18 dead male M16x1,5 (steel)
213EB020	Male nipple for tube 10x18 dead male M16x1,5 (steel)
213EB038	Male nipple for tube 10x18 dead male M18x1 C24 T14
213EB019	Male nipple for tube 10x18 dead male M22x1,5 (brass)
213EB017	Male nipple for tube 11x18 dead male M16x1,5 (brass)
213EB023	Male nipple for tube 11x18 dead male M16x1,5
213EB023-1	Male nipple for tube 11x18 dead male M16x1,5 with o-ring
213EB024	Male nipple for tube 11x18 dead male M22x1,5
213EB024-1	Male nipple for tube 11x18 dead male M22x1,5 BRASS with o-ring
213EB016	Male nipple for tube 11x18 dead male M22x1,5 BRASS with o-ring
213EB028	Male nipple for tube 13x25 dead male 1/2"
213EB025	Male nipple for tube 13x25 dead male M16x1,5
213EB025-1	Male nipple for tube 13x25 dead male M16x1,5 BRASS with o-ring
213EB026	Male nipple for tube 13x25 dead male M22x1,5
213EB026-1	Male nipple for tube 13x25 dead male M22x1,5 BRASS with o-ring
213EB034	Male nipple for tube 13x25 dead male M26x1,5
213EB045	Male nipple for tube 14,5 dead male M22x1,5 BRASS with o-ring



Part No	Description
213EB041	Hose sleeve 10x18 32mm. STEEL
213EB044	Hose sleeve 10x18 32mm. ALU
612GB011	Hose sleeve 10x18 20mm.



Part No	Description
213EB012	Hose nipple be Ø 10 for tube 10x18
213EB011	Hose nipple be Ø 10 for tube 11x18
213EB030	Hose nipple be Ø 12 for tube 10x18
213EB039	Hose nipple be Ø 12 for tube 11x18
213EB040	Hose nipple be with nut Ø 12 for 11x18 tube
213EB014	Hose nipple be Ø 14 for tube 10x18
213EB031	Hose nipple be Ø 16 for tube 13x25







Part No	Description
302VU051	Ring for tube : 10x18 ou 11x18
302CA052	Ring for tube : 13x25

COMPRESSOR FLEXIBLE



Part No	Length	Description	Appropriate for	OEM
210EB061	500 mm	1 x hose nipple be Ø 16 with nut M22x1 1 x male M22x1-Cone 24° tube Ø 16	RVI range JP and S	5010037174
210EB062	395 mm	2 x male M24x1-Cone 24° tube diam. 18	RVI range R and Premium	5000790849
210EB063	510 mm	2 x male M22x1-Cone 24° tube Ø 16	RVI range G	5010036352
210EB064	580 mm	2 x hose nipple be Ø 16 - with nut M22x1	RVI	5000544046
210EB065	400 mm	2 x male M27x1,5-Cone 24° tube Ø 18	RVI bus FR1	5010207704
210EB066	600 mm	2 x with nut M27x1,5 (18N)	Bus Renault S53	
210EB067	450 mm	2 x male M30x1,5 (22 L)	RVI	5006100682
210EB032	580 mm	2 x male M27x1,5-Cone 24° tube Ø 18	RVI	5001825535
210EB033	375 mm	1 x with nut 26x1,5 - 1 x M26x1,5 Cone 24°	RVI DXI	7420872772
210EB041	250 mm	2 x male M22x1,5-Cone 24° tube Ø 16	MAN	0654059 0009
210EB042	400 mm	2 x male M22x1,5-Cone 24° tube Ø 16 rigid	MAN	8196340352
210EB043	400 mm	2 x male M22x1,5-Cone 24° tube Ø. 16 suppl	MAN type 19 et F2000	0654059 0007 81 963 400 469
210EB044	400 mm	2 x male M26x1,5-Cone 24° tube Ø 18 suppl	MAN 81963400470	MAN 06540590008
210EB047	600 mm	2 x hose nipple be Ø 18 - with nut M26x1,5	DAF 95	055 71 55
210EB049	540 mm	2 x with nut M26x1,5	DAF XF 95	130 65 66
210EB037	500 mm	1 x with nut M26x1,5- 1 x M26x1,5 C24°	DAF	133 65 50
210EB038	360 mm	2 x with nut M26x1,5 - PC M26x1,5	DAF	160 727
210EB048	455 mm	2 x male M26x1,5-Cone 24° tube Ø 18	IVECO turbo star 190	4 788 907
210EB045	410 mm	2 x male M22x1,5-Cone 24° tube Ø 16	IVECO	42 078 127
210EB046	420 mm	2 x male M22x1,5-Cone 24° tube diam. 16	IVECO 190.38U.T.-370.10.25-370.12.25	47 66 191
210EB051	300 mm	2 x male M20x1,5 tightness Thread (type JIC)	IVECO 645-650-110NC-619-697-300	45 97 836
210EB052	465 mm	2 x male M22x1,5 Cone 24° T15	IVECO 115-135.34/17	47 855 31
210EB053	300 mm	2 x male M22x1,5 Cone 24° T15	IVECO 170-190-370	47 220 29
210EB054	360 mm	2 x Female M22x1,5	IVECO 682-690-691-180NC	45 893 36
210EB058	450 mm	2 x male M30 x 2 (22L)	IVECO 0097107699	5010512092
210EB055	680 mm	2 x male M30x2-Cone 24° tube Ø 22	VOLVO F10 and F12	680mm
210EB060	575 mm	With nut M30x2 - Male M26x1,5	VOLVO GX217/417	9682519
210EB056	570 mm	2 x with nut M30x2	VOLVO F10 and F12	968251
210EB040	440 mm	2 x M30x1,5 - T21N	IRISBUS	504182108
210EB068	470 mm	2 x male M30x2 - Tube Ø 22L	IRISBUS AGORA 3	
210EB031	405 mm	2 x with nut M26x1,5 - hose nipple be 20	HEULIEZ	5010512154
210EB029	440 mm	With ntt M26x1,5 - Male 26x1,5 Tube 18	MB	A0014292636
210EB039	640 mm	2 X QL 16 with ring and nuts 16S		1 887 055

COMPRESSOR FLEXIBLE

Part n°	Length	Description		OEM
210EB009	510 mm	FLEXIBLE		5006140351
210EB015	420 mm	FLEXIBLE		
210EB018	2500 mm	FLEXIBLE FOR MOTOR OIL		
210EB027		FLEXIBLE WITH NUT M26X150		DAF 1787879 (1806395)

COMPRESSOR HOSE (meter) SETTING FITTINGS

TUBE

Part No 210EB071

Inside : teflon protected with textil network

Outside : Inox network

Maximale use temperature 260°C

ID 16mm

OD 22mm

Needs an hydraulical setting



TUBE

Part No 210EB069

ID 13 mm (1/2")

OD 19 mm

HOSE SLEEVE

Part No 210EB079

HOSE NIPPLE BE Ø 12

Part No 210EB080

HOSE SLEEVE

Part No	Ø after setting
210EB072	21,8 mm



HOSE NIPPLE BE

Part No	Ø
210EB077	15
210EB074	16
210EB075	18
210EB076	20



BALL NIPPLE

Part No	Ø
210EB084	M22x1,5
210EB083	M26x1,5



NIPPLE

Part No	Nut Thread
210EB090	M22x1,5
210EB091	M26x1,5



THREAD NIPPLE

Part No	Description
210EB092	for tube Ø 16 - M22x1,5 - cone 24° tube 15
210EB093	for tube Ø 16 - M22x1 - cone 24° tube 16
210EB096	for tube Ø 16 - M22x1,5 - cone 24° tube 16 special
210EB094	for tube Ø 16 - M24x1 - cone 24° tube 18
210EB095	for tube Ø 16 - M26x1,5 - cone 24° tube 18
213EB032	for tube Ø 15 - M27x1,5 - cone 24° tube 18
210EB098	for tube Ø 20 - M30x200



AIR BRAKE FITTING PROGRAM

Push-in Technology

2 snap ring


Summary

* Straight stud	Page 41
* Straight connector	Page 41
* P5 adaptor	Page 41
* P5 elbow adaptor - straight P5 bulkhead	Page 41
* Building blocks	Page 42
* Adaptor	Page 43
* Straight female bulkhead adaptor	Page 44
* Straight bulkhead	Page 45
* Additional fittings	Page 45
* Assorted box	Page 46 and 47
* RILAX RO - and RILAX R	Pages 47 to 49
* Additional range	Page 49-1

The P5 plug-in should neither be used as rotating fittings, nor used between the axles and the chassis / the truck and trailer. It would damage the fittings and the tube.


STRAIGHT STUD

PA tube	Metric thread					
Size ID x Size OD	M10x1	M12x1,5	M14x1,5	M16x1,5	M22x1,5	M26x1,5
2x4	202EB999	203EB000			202EB995	
4x6	252FT001	252FT002	252FT003	252FT004	252FT005	
6x8	252FT011	252FT012	252FT013	252FT014	252FT015	
6x9		252FT302		252FT304	252FT305	
7x10	252FT021	252FT022	252FT023	252FT024	252FT025	
7,5x10		252FT032	252FT033	252FT034	252FT035	
8x10	252FT041	252FT042	252FT043	252FT044	252FT045	
8x11		252FT312		252FT314	252FT315	
9x12	252FT051	252FT052	252FT053	252FT054	252FT055	
11x15				252FT077	252FT097	
12x15			252FT073	252FT074	252FT075	252FT076
12x16		252FT082	252FT083	252FT084	252FT085	252FT086
14x18				252FT094	252FT095	252FT096



STRAIGHT CONNECTOR

PA tube	Part No
Size ID x Size OD	Part No
2x4	252FT700
4x6	252FT000
6x8	252FT010
6x9	252FT300
7x10	252FT020
7,5x10	252FT030
8x10	252FT040
8x11	252FT310
9x12	252FT050
12x15	252FT070
12x16	252FT080
14x18	252FT090
1/4"	252FT190
3/8"	252FT191
1/2"	252FT192
5/8"	252FT193




P5 ADAPTOR

Thread Size	Part No
M10x1	252FT101
M12x1,5	252FT102
M14x1,5	252FT103
M16x1,5	252FT104
M22x1,5	252FT105
M26x1,5	252FT106
1/4"	253FR103
3/8"	253FR104
1/2"	253FR105
1/8 NPT	253FR106
1/4 NPT	253FR107
3/8 NPT	253FR108
1/2 NPT	253FR109




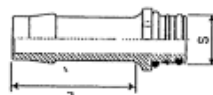
STRAIGHT P5 BULKHEAD

Thread Size	Part No
Male 22x1,5 - Fem. 16 x 1,5	253FR250
Male 18x1,5 - Tube Ø 12- Cone 24°	253FR251



P5 ADAPTOR FOR HOSETAIL

Thread Size	Part No
M16x1,5	Adaptor 253FR120
M22x1,5	Adaptor 253FR121
Ø tube	
11	hosetail 253FR122
13	hosetail 253FR123













P5 ELBOW ADAPTOR

Tube Size	Part No
4 x 6	253FR114
6 x 8	253FR112
7 x 10	253FR110
7,5 x 10	253FR116
8 x 10	253FR117
9 x 12	253FR111
11 x 15	253FR118
12 x 15	253FR115
12 x 16	253FR113







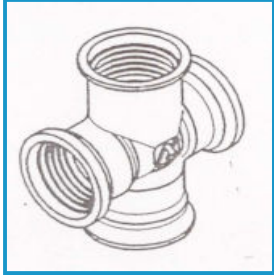


BUILDING BLOCKS P5 ▶



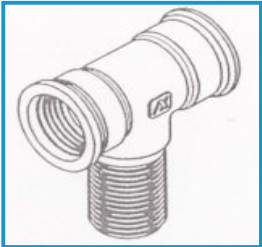
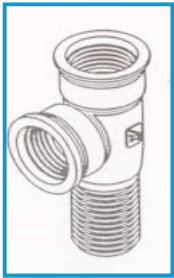

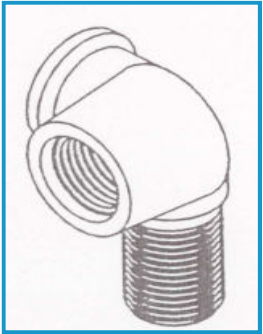
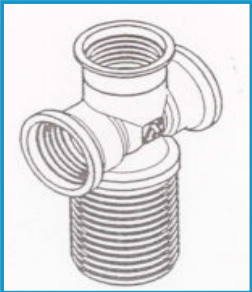
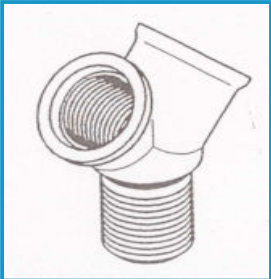
Red point = P5 plug-in connector

	<p>elbow 90°</p> <p>252FT112 (M12) 252FT114(M16)</p>		<p>Tee (centre)</p> <p>252FT132 (M12) 252FT134 (M16)</p>
	<p>elbow 135°</p> <p>252FT122 (M12) 252FT124 (M16)</p>		<p>Tee (on run)</p> <p>252FT142 (M12) 252FT144 (M16)</p>
	<p>4-way</p> <p>252FT164 (M16) 1 plug-in and 3 x M16x1,5</p>		<p>3-way</p> <p>252FT154 (M16)</p>
	<p>4-way</p> <p>1 plug-in and 3 x M16x1,5 252FT174</p>		<p>4-way (on run)</p> <p>1 plug-in and 3 x M16x1,5 252FT175</p>
	<p>Adaptor M22x1,5 thread/plug-in con.</p> <p>252FT110</p>		<p>F fitting</p> <p>2x female M16x1,5 for plug-in con. 252FT176</p>


ADAPTOR

	Part No	Thread	Part No	
	251FR402	M12x1,5	251FR412	
	251FR404	M16x1,5	251FR414	
	251FR405	M22x1,5	251FR415	
	251FR422	M12x1,5	251FR432	
	251FR434	M16x1,5	251FR444	
	251FR435	M22x1,5		
	251FR436	M16x1,5-M18x1,5		
	251FR454	M16x1,5	251FR464	
	251FR472	M12x1,5		
	251FR474	M16x1,5		


BULKHEAD ADAPTOR

	Part No	Thread	Part No		
	251FR308	Mâle M12x1,5-Fem M12x1,5			
	251FR309	Mâle M14x1,5-Fem M14x1,5			
	251FR304	Mâle M16x1,5-Fem M16x1,5			
	204EB142	Fem M16x1,5-Mâle M22x1,5- Fem M16x1,5			
	251FR307	Mâle M22x1,5 - Fem M16x1,5			
	251FR305	M22x1,5 25mm	251FR315 - FemM16x1,5		
	251FR323	M12x1,5 - 2xFem M16x1,5			
	251FR324	M16x1,5 - 2xFem M16x1,5			251FR334
	251FR325	M22x1,5 - 2xFem M16x1,5			251FR335
	251FR326	M22x1,5 - 2xFem M22x1,5			
	251FR344	M16x1,5	251FR354		
	251FR345	M22x1,5-2xFemM16x1,5	251FR355		
		M16x1,5 24mm	251FR374		
	251FR365	M22x1,5 25-24mm	251FR375		


Female thread	Male thread	Part No
M10x1	M16x1,5	251FR228
M16x1,5	M22x1,5 - 24mm	251FR229
M16x1,5	M26x1,5 - 24mm	251FR231
G1/4"	M20x1,5	251FR230 with locknut




Short side Thread	Long side		Part No
	Male tread	Female thread	
M12x1,5	M12x1,5 24mm	without	251FR202
M16x1,5	M16x1,5 24mm	without	251FR204
M16x1,5	M16x1,5 40mm	without	251FR214
M16x1,5	M16x1,5 35 mm	without	251FR205
M16x1,5	M22x1,5 40mm	without	251FR215
M22x1,5	M16x1,5 24mm	without	251FR209
M22x1,5	M16x1,5 40mm	without	251FR219




M16x1,5	M22x1,5 24mm	M16x1,5	251FR239
M16x1,5	M22x1,5 40mm	M16x1,5	253FR255
M22x1,5	M22x1,5 40mm	M16x1,5	253FR256
M16x1,5	M24x1,5 20mm	M16x1,5	251FR234
M22x1,5	M22x1,5 24mm	M16x1,5	251FR249
M22x1,5	M24x1,5 20mm	M16x1,5	251FR259
M12x1,5	M16x1,5 19mm	M10x1	251FR260



M16x1,5	M22x1,5 (+2LN) 40mm	M16x1,5	251FR238
---------	---------------------	---------	----------




Short side Female thread	Long side Male thread	Part No
M16x1,5	M16x1,5-Tube diam. 10 cone 24°	251FR236
M16x1,5	M18x1,5-Tube diam. 12 cone 24°	251FR237




STRAIGHT STUD with o'ring

Part No	Description
252FT183	Tube 10(M16x1,5) - M22x1,5
252FT184	Tube 10(M16x1,5) - M16x1,5
252FT185	Tube 12(M18x1,5) - M16x1,5




Additional fitting



Reducing adaptor with o'ring

	Male thread	Female thread	Part No
	M16x1,5	M12x1,5	251FR509
	M22x1,5	M12x1,5	251FR519
	M22x1,5	M16x1,5	251FR529

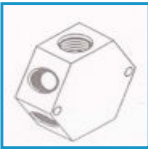

Blanking plug with o'ring

	Thread	Part No
	M12x1,5	251FR512
	M14x1,5	251FR513
	M16x1,5	251FR514
	M22x1,5	251FR515

Locknut

	Part No	Thread	Part No	
	251FR522	M12x1,5		
	251FR524	M16x1,5	251FR534	
	251FR527	M18x1,5	251FR537	
	251FR525	M22x1,5	251FR535	
	M24x1,5	251FR536		
	M26x1,5	251FR538		

Manifold

	Part No	Female	Part No	
	251FR605	6xM22x1,5		
		4xM16x1,5 1xM22x1,5	251FR609	

**ASSORTED BOX STRAIGHT CONNECTOR
Part No 805BA021**

content	Quantity
Straight connector 4x6	4
Straight connector 6x8	2
Straight connector 7x10	1
Straight connector 8x10	1
Straight connector 9x12	4
Straight connector 12x16	1
Tube Cutter	1



ADDITIONAL RANGE, please consult us

251FR...

RILAX RO

1 snap ring range
Made in brass
Tube side : strengthened plastic

**All fittings and adaptors are available in this range
(same sizes and threads that 252FT... range but
beginning with 251FR...)**



NEW LINE FITTINGS

MODEL ABC : 3 PORTS SIZE

SMALL Ø Tube 4x6 5 6x8
 REGULAR Ø Tube 4x6 + 6x8 + 8x10 + 7x10 + 7,5x10 + 9x12
 HEAVY DUTY Ø Tube 9x12 + 12x15 + 12x16

Push-in Coupling

Part No	Ø Tube	Thread
258FR001	4x6	M10x1
258FR002	4x6	M12x1,5
258FR003	4x6	M14x1,5
258FR004	4x6	M16x1,5
258FR005	4x6	M22x1,5
258FR011	6x8	M10x1
258FR012	6x8	M12x1,5
258FR013	6x8	M14x1,5
258FR014	6x8	M16x1,5
258FR015	6x8	M22x1,5
258FR024	7x10	M16x1,5
258FR025	7x10	M22x1,5
258FR031	7,5x10	M10x1
258FR032	7,5x10	M12x1,5
258FR033	7,5x10	M14x1,5
258FR034	7,5x10	M16x1,5
258FR035	7,5x10	M22x1,5
258FR041	8x10	M10x1
258FR042	8x10	M12x1,5
258FR043	8x10	M14x1,5
258FR044	8x10	M16x1,5
258FR045	8x10	M22x1,5
258FR052	9x12	M12x1,5
258FR054	9x12	M16x1,5
258FR055	9x12	M22x1,5
258FR074	12x15	M16x1,5
258FR075	12x15	M22x1,5
258FR084	12x16	M16x1,5
258FR085	12x16	M22x1,5
258FR095	14x18	M22x1,5



SWIVEL

Part No	Size	Thread
258FR098	SMALL	M10x1
258FR099	SMALL	M12x1,5
258FR097	SMALL	M14x1,5
258FR100	SMALL	M16x1,5
258FR101	REGULAR	M10x1
258FR102	REGULAR	M12x1,5
258FR103	REGULAR	M14x1,5
258FR104	REGULAR	M16x1,5
258FR105	REGULAR	M22x1,5
258FR106	HEAVY DUTY	M16x1,5
258FR107	HEAVY DUTY	M22x1,5



SWIVEL BULKHEAD

Part No	Size	Thread-Lengh
258FR169	REGULAR	M18x1,5-M12x1,5-14
258FR178	REGULAR	M22x1,5-M16x1,5-14
258FR161	REGULAR	M22x1,5-M16x1,5-23
258FR162	HEAVY DUTY	M26x1,5-M22x1,5-24



SWIVEL BULKHEAD

Part No	Size	Thread
258FR156	REGULAR	M16x1,5 - M22x1,5
258FR157	REGULAR	M22x1,5 - M22x1,5



SWIVEL BULKHEAD

Part No	Size	Thread
258FR164	REGULAR	M16x1,5
258FR163	REGULAR	M18x1,5
258FR177	HEAVY DUTY	M18x1,5



SWIVEL BULKHEAD

with Cône 24°

Part No	Size	Thread
258FR185	REGULAR	M12x1,5



SWIVEL BULKHEAD

Part No	Size	Thread
258FR160	REGULAR	M22x1,5
258FR159	HEAVY DUTY	M22x1,5



THREADLESS PUSH-IN COUPLING

Part N°	Size	Ø TUBE
258FR120	SMALL	4x6
258FR121	SMALL	6x8
258FR122	REGULAR	4x6
258FR123	REGULAR	6x8
258FR124	REGULAR	8x10
258FR125	REGULAR	7,5x10
258FR126	REGULAR	9x12
258FR127	HEAVY DUTY	9x12
258FR128	HEAVY DUTY	12x15
258FR129	HEAVY DUTY	12x16



UNION T

Part N°	Size
258FR144	SMALL
258FR145	REGULAR
258FR146	HEAVY DUTY



INTEGRAL PUSH-IN

Part N°	Size	Ø TUBE
258FR109	SMALL	4x6
258FR110	SMALL	6x8
258FR114	REGULAR	4x6
258FR112	REGULAR	6x8
258FR117	REGULAR	8x10
258FR116	REGULAR	7,5x10
258FR111	REGULAR	9x12
258FR115	HEAVY DUTY	12x15
258FR113	HEAVY DUTY	12x16



UNION Y

Part N°	Size
258FR150	SMALL
258FR151	REGULAR



45° ELBOW

Part N°	Size
258FR135	SMALL
258FR136	REGULAR
258FR137	HEAVY DUTY



3 WAY BLOCK

Part N°	Size
258FR152	SMALL
258FR153	REGULAR
258FR154	HEAVY DUTY



90° ELBOW

Part N°	Size
258FR118	REGULAR
258FR119	HEAVY DUTY



4 WAY BLOCK

Part N°	Size
258FR148	REGULAR
258FR149	HEAVY DUTY



UNION F

Part N°	Size
258FR140	SMALL
258FR141	REGULAR
258FR142	HEAVY DUTY



UNION T with bracket clip 90°

Part N°	Size
258FR147	REGULAR



4 WAY BLOCK

Part N°	Size
258FR138	REGULAR
258FR139	HEAVY DUTY



THREADLESS TEST POINT

Part N°	Size
258FR155	REGULAR



REDUCER

Part N°	Size	Size
258FR130	HEAVY DUTY	REGULAR



UNION

Part N°	Size	Size
258FR170	SMALL	SMALL
258FR171	SMALL	REGULAR
258FR172	REGULAR	REGULAR
258FR173	REGULAR	HEAVY DUTY
258FR174	HEAVY DUTY	HEAVY DUTY



UNION FEMALE

Part N°	Size
258FR131	SMALL
258FR132	REGULAR



PUSCH-IN PLUG

Part N°	Ø Tube
258FR522	2x4
258FR523	4x6
258FR520	6x8
258FR521	9x12
258FR524	12x15
258FR530	12x16



SWIVEL WITH INT. THREAD

Part N°	Size	Fem. Thread
258FR165	REGULAR	M12X1,5
258FR166	REGULAR	M14x1,5
258FR167	REGULAR	M16x1,5
258FR168	REGULAR	M22x1,5



THREADLESS SWIVEL PLUG

Part N°	Size
258FR535	SMALL
258FR536	REGULAR
258FR537	HEAVY DUTY



Rotolock

Part N°	Size	HEX
258FR525	SMALL	16
258FR526	SMALL	18
258FR527	SMALL	22
258FR510	REGULAR	18
258FR511	REGULAR	20
258FR512	REGULAR	22
258FR513	REGULAR	28
258FR528	HEAVY DUTY	22
258FR529	HEAVY DUTY	28

TRANSPORTATION PLUG

Part N°	Ø Tube
258FR540	4X6
258FR541	6X8
258FR542	8X10
258FR543	9X12
258FR544	12X15
258FR545	12X16



RELEASE TOOL PROFESSIONAL

Part N°	Size
258FR515	Ø 6
258FR516	Ø 8
258FR514	Ø 10
258FR517	Ø 12
258FR519	Ø 15
258FR518	Ø 16




HOSE ADAPTER

Part N°	Ø Tube
258FR175	9x12



RELEASE TOOL STANDARD

Part N°	Size
258FR505	Ø 6
258FR506	Ø 8
258FR500	Ø 10
258FR507	Ø 12
258FR509	Ø 15 ET 16




RILAX R RANGE

Stem push-in fittings range (brass)

This range permits push-in connexion with PA and steel tube.
 Could be used for : fuel system, cooling hot oil, Freon system, power steering system.

Straight connector

Part No	Tube size
256FR000	4x6
256FR010	6x8
256FR050	9x12
256FR080	12x16



Straight stud

Part No	Metric thread	Tube
256FR001	M10x1	4x6
256FR002	M12x1,5	4x6
256FR004	M16x1,5	4x6
256FR005	M22x1,5	4x6
256FR012	M12x1,5	6x8
256FR013	M14x1,5	6x8
256FR014	M16x1,5	6x8
256FR015	M22x1,5	6x8
256FR052	M12x1,5	9x12
256FR054	M16x1,5	9x12
256FR055	M22x1,5	9x12
256FR084	M16x1,5	12x16
256FR085	M22x1,5	12x16



Equal tee

Part No	Tube size
256FR261	6x8
256FR260	9x12
256FR262	12x16

Stem tee (centre)

Part No	Left	Right	Down
256FR276	4x6	4x6	QL 6
256FR271	6x8	6x8	QL 8
256FR270	9x12	9x12	QL 12
256FR272	9x12	6x8	QL 12



Stem tee (on run)

Part No	Left	Right	Down
256FR279	4x6	QL 6	4x6
256FR283	6x8	QL 8	6x8
256FR273	9x12	QL 12	9x12
256FR275	9x12	QL 12	4x6
256FR280	9x12	QL 8	9x12
256FR282	9x12	QL 12	6x8
256FR278	9x12	QL 16	12x16
256FR281	12x16	QL 16	12X16



Tee with test point

Part No	Left	Right	Down
256FR274	QL 12	PP	9x12
256FR277	QL 12	9x12	TP



Stem elbow 90°

Part No	Tube - Stem
256FR101	4x6-stem 6
256FR102	6x8-stem 8
256FR103	9x12-stem 12
256FR104	12x16-stem 16



Stem and test point elbow 90°

Part No	Stem - Test point
256FR105	12



Stem tee 45°

Part No	Tube - Stem
256FR250	9x12 - 12
256FR249	12x16 - 16




Female straight bulkhead adaptor

Part No	Tube	Thread male/fem
256FR255	4x6	M18x1,5-M10x1
256FR253	4x6	M18x1,5-M12x1,5
256FR252	4x6	M22x1,5-M16x1,5
256FR251	9x12	M22x1,5-M16x1,5
256FR254	12x16	M33x1,5-M22x1,5



Straight bulkhead adaptor

Part No	Tube-thread	lg
256FR502	9x12-Male M16x1,5	45mm
254FR501	9x12-Male M16x1,5-70mm	



Straight bulkhead connector

Part No	
256FR501	9x12 ext. thread M24x1,5

Y female connector

Part No	
256FR503	Male M16x1,5 with lock nut 2x Female M16x1,5




PUSH-IN TECHNOLOGY FITTING

1 SNAP RING

Please note : should not be used with any other fitting range


STRAIGHT ADAPTOR

Thread	Part No
M10x1	257FR101
M12x1,5	257FR102
M14x1,5	257FR103
M16x1,5	257FR104
M18x1,5	257FR107
M22x1,5	257FR105
M26x1,5	257FR106












ELBOW ADAPTOR

Tube Size	Part No
4x6	257FR214
6x8	257FR212
7x10	257FR210
9x12	257FR211
12x15	257FR215
12X16	257FR213



BUILDING BLOCKS

	elbow 90° 257FR114(M16)		Tee (centre) 257FR134 (M16)
	elbow 135° 257FR124 (M16)		Tee (on run) 257FR144 (M16)
	4-way 257FR164 (M16)		3-way 257FR154 (M16)
	4-way 1 plug-in - 3 x M16x1,5 257FR174		4-way 1 plug-in - 3 x M16x1,5 257FR175
F-fitting 2x female M16x1,5 for plug-in 257FR176			

red point = plug-in connector

NORGREN or ENOTS FITTINGS

for Air Brake

- * Tubing : PA11 or PA12
- * Brass fitting
- * **Tube connection and disconnection**
- * Compressed air
- * **TÜV 1996**
- * Suitable for industry

- * Tube support inside the push-in fitting
- * Equiped with o'ring and thrust ring for the straight stud
- * Fittings for connexion with polyamide tube sized OD 10mm are usable for polyamid tube sized in 7x10 - 7,5x10 - 8x10


- * Maximum working pressure : 0 to 10 Bar
- * Working temperature : -40°C to 100°C
- * European manufacturing ISO 9001

SUMMARY

Metric tube		Imperial Tube	
* Straight connector	Page 51	* Straight connector	Page 54
* Equal elbow	Page 51	* Equal elbow	Page 54
* Equal tee	Page 51	* Equal tee	Page 54
		* Straight bulkhead connector	Page 54
* Male/female tee (on run)	Page 51		
* Male tee	Page 51	* Coned elbow stud	Page 54
* Straight bulkhead connector	Page 51	* Cylindrical straight stud	Page 54
* Bulkhead stud coupling	Page 51	* Coned straight stud	Page 54
* Elbow stud for metric tube	Page 51		
		* Assorted boxes	Page 55
* Cylindrical straight stud	Page 52		
* Coned straight stud	Page 52		
* Reducing adaptor not for air brake	Page 52		
* Coned elbow stud	Page 53		
* Cylindrical elbow stud	Page 53		


STRAIGHT CONNECTOR

Part No	OD tube in mm
201VU000	4
201VU010	5
201VU001	6
201VU002	8
201VU003	9
201VU004	10
201VU005	11
201VU006	12
201VU007	14
201VU008	15
201VU009	16




INEQUAL STRAIGHT CONNECTOR

Part No	OD tube in mm
201VU011	8-6
201VU012	10-6
201VU013	10-8
201VU014	12-8
201VU015	12-10
201VU016	14-12
201VU017	16-14




EQUAL TEE

Part No	OD tube in mm
201VU030	4
201VU031	6
201VU032	8
201VU301	9
201EB033	10
201VU302	11
201EB034	12
201EB035	15
201EB036	16




EQUAL ELBOW

Part No	OD tube in mm
201EB020	4
201EB021	6
201EB022	8
201EB027	9
201EB023	10
201EB028	11
201EB024	12
201EB025	15
201EB026	16



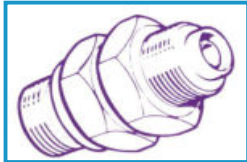
STRAIGHT BULKHEAD CONNECTOR

Part No	OD tube in mm
201EB190	6 (ØBH16)
201EB191	8
201EB192	10
201EB193	12 (ØBH 25)
201EB195	16 5ØBH 31)



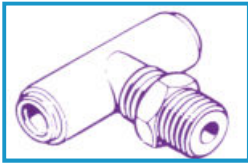
STRAIGHT BULKHEAD STUD

Part No	OD tube in mm-thread
201EB185	10-M22x1,5
201EB186	12-M22x1,5
201EB187	12-M16x1,5



CYLINDRICAL STUD TEE - Metric tube


Part No	tube in mm	thread
201EB160	10	M16x1,5
201EB161	10	M22x1,5
201EB163	12	M16x1,5
201EB164	12	M22x1,5



CYLINDRICAL STRAIGHT STUD

Metric tube


Part No	OD Tube in mm	thread
201EB041	6	M10x1
201EB042	6	M12x1,5
201EB043	6	M14x1,5
201EB044	6	M16x1,5
201EB045	6	M22x1,5
201EB046	8	M10x1
201EB047	8	M12x1,5
201EB048	8	M14x1,5
201EB049	8	M16x1,5
201EB050	8	M22x1,5
201EB051	10	M10x1
201EB052	10	M12x1,5
201EB053	10	M14x1,5
201EB054	10	M16x1,5
201EB055	10	M22x1,5
201EB056	12	M12x1,5
201EB057	12	M14x1,5
201EB058	12	M16x1,5
201EB059	12	M22x1,5
201EB062	15	M22x1,5
201EB060	16	M16x1,5
201EB061	16	M22x1,5




CONED STRAIGHT STUD

Metric tube

Part No	OD Tube in mm	thread
201EB170	6	1/8
201EB173	6	1/4
201EB171	8	1/8
201EB174	8	1/4
201EB172	10	1/8
201EB175	10	1/4
201EB177	10	3/8
201EB179	10	1/2
201EB176	12	1/4
201EB178	12	3/8
201EB180	12	1/2




SIDE STUD TEE ADAPTOR



Part No	thread
201EB200	M12x1,5
201EB201	M16x1,5
201EB202	M22x1,5


BRANCH STUD TEE ADAPTOR



Part No	thread
201EB196	M12x1,5
201EB197	M16x1,5
201EB198	M22x1,5

REDUCING ADAPTOR not for air brake


Part No	Stem	tube
201EB210	8	6
201EB212	12	8



CONED ELBOW STUD

Metric tube


Part No	OD	
	tube in mm	thread
201EB140	6	1/8
201EB142	6	1/4
201EB141	8	1/8
201EB143	8	1/4
201EB146	8	3/8
201EB149	8	1/2
201EB144	10	1/4
201EB147	10	3/8
201EB150	10	1/2
201EB145	12	1/4
201EB148	12	3/8
201EB151	12	1/2



CYLINDRICAL ELBOW STUD

Metric tube

Part No	OD	
	tube in mm	thread
201EB076	6	M12x1,5
201EB069	6	M16x1,5
201EB074	8	M12x1,5
201EB077	8	M16x1,5
201EB078	8	M22x1,5
201EB081	10	M12x1,5
201EB079	10	M14x1,5
201EB070	10	M16x1,5
201EB080	10	M22x1,5
201EB083	12	M12x1,5
201EB071	12	M16x1,5
201EB075	12	M22x1,5
201EB072	16	M16x1,5
201EB073	16	M22x1,5



STRAIGHT CONNECTOR - imperial tube

Part No	OD
201EB009	3/16
201EB010	1/4
201EB011	3/8
201EB012	1/2
201EB013	5/8



EQUAL ELBOW - imperial tube

Part No	OD
201EB120	1/4
201EB121	3/8
201EB122	1/2



EQUAL TEE - imperial tube

Part No	OD
201EB037	1/4
201EB038	3/8
201EB039	1/2
201EB040	5/8




CONED ELBOW STUD - imperial tube

Part No	OD	thread
201EB130	1/4	1/8
201EB131	1/4	1/4
201EB132	3/8	1/4
201EB134	3/8	3/8
201EB135	3/8	1/2
201EB133	1/2	1/4
201EB136	1/2	1/2




STRAIGHT BULKHEAD- imperial tube

Part No	OD
201EB125	1/4
201EB126	3/8
201EB127	1/2



CYLINDRICAL STRAIGHT STUD - imperial tube

Part No	OD	thread
201EB104	1/4	M10x1
201EB105	1/4	M12x1,5
201EB100	1/4	M16x1,5
201EB103	3/8	M16x1,5
201EB106	3/8	M22x1,5
201EB101	1/2	M16x1,5
201EB107	1/2	M22x1,5
201EB102	5/8	M16x1,5
201EB108	5/8	M22x1,5



CONED STRAIGHT STUD- imperial tube

Part No	OD	thread
201EB110	1/4	1/8
201EB111	1/4	1/4
201EB112	3/8	1/4
201EB113	1/2	1/4
201EB114	3/8	3/8
201EB115	1/2	3/8
201EB116	3/8	1/2
201EB117	1/2	1/2



STRAIGHT CONNECTOR ASSORTED BOX

Part No	content	Quantity
805BA013	Straight connector 4x6	4
	Straight connector 8x10	2
	Straight connector 9x12	4
	Straight connector 10x14	1
	Straight connector 12x16	1
	Tee 4x6	2
	Tee 6x8	2
	Tube cutter	1



STRAIGHT IMPERIAL CONNECTOR ASSORTED BOX


Part No	content	Quantity
201EB998	Straight connector 1/4"	15
	Straight connector 3/8"	9
	Straight connector 1/2"	6
	Straight connector 5/8"	3



RILAX 2000 RANGE

Air brake and fuel system fittings

disconnectable with specific tools



STEM STRAIGHT CONNECTOR

Part No	ID
255FR159	4-6
227EB442	4-4
255FR155	6-6
255FR156	8-8
255FR157	9-9
255FR158	12-12
255FR1581	14-14
255FR1582	16-16



DOUBLE STEM ELBOW

Part No	ID
255FR1591	10



STEM STRAIGHT FITTING for PA tube with MALE SNAP RING

Part No	Description
255FR001	Straight ID tube 4 - Male snap ring size 3/8"
255FR002	Straight ID tube 6 - Male snap ring size 3/8"
255FR004	Straight ID tube 6 - Male snap ring size 1/2"
255FR005	Straight ID tube 8 - Male snap ring size 1/2"
255FR006	Straight ID tube 9 - Male snap ring size 1/2"
255FR007	Straight ID tube 9 - Male snap ring size 5/8"
255FR008	Straight ID tube 12 - Male snap ring size 5/8"




STEM STRAIGHT FITTING for PA tube with FEMALE SNAP RING

Part No	Description
255FR021	Straight ID tube 4 - Female snap ring size 3/8"
255FR022	Straight ID tube 6 - Female snap ring size 3/8"
255FR024	Straight ID tube 4 - Female snap ring size 1/2"
255FR025	Straight ID tube 6 - Female snap ring size 1/2"
255FR027	Straight ID tube 9 - Female snap ring size 1/2"
255FR029	Straight ID tube 12 - Female snap ring size 5/8"



STRAIGHT STUD with FEMALE SNAP RING

Part No	Description
255FR040	Male straight 10x1 - Female snap ring size 3/8"
255FR041	Male straight 12x1,5 - Female snap ring size 3/8"
255FR043	Male straight 16x1,5 - Female snap ring size 3/8"
255FR044	Male straight 22x1,5 - Female snap ring size 3/8"
255FR045	Male straight 12x1,5 - Female snap ring size 1/2"
255FR047	Male straight 16x1,5 - Female snap ring size 1/2"
255FR048	Male straight 22x1,5 - Female snap ring size 1/2"
255FR049	Male straight 16x1,5 - Female snap ring size 5/8"
255FR051	Male straight 22x1,5 - Female snap ring size 1/2"
255FR050	Male straight 22x1,5 - Female snap ring size 5/8"




STEM ELBOW 90° for PA tube with MALE SNAP RING


Part No	Description
255FR071	Elbow ID tube 4 - Male snap ring size 3/8"
255FR072	Elbow ID tube 6 - Male snap ring size 3/8"
255FR074	Elbow ID tube 6 - Male snap ring size 1/2"
255FR075	Elbow ID tube 8 - Male snap ring size 1/2"
255FR076	Elbow ID tube 9 - Male snap ring size 1/2"
255FR077	Elbow ID tube 9 - Male snap ring size 5/8"
255FR078	Elbow ID tube 12 - Male snap ring size 5/8"




STEM BULKHEAD

Part No	Description	
255FR180	straight BK M16x1,5 lg 40 without locknut-fem. snap ring 1/2"	


STRAIGHT BULKHEAD

Part No	Description	
255FR181	straight M16x1,5 - M26x1,5 Fem. snap ring 1/2"	


STEM ELBOW 135° with MALE SNAP RING

Part No	Description	
255FR080	Elbow 135° ID tube 6 - male snap ring size 3/8"	
255FR081	Elbow 135° ID tube 9 - male snap ring size 1/2"	
255FR084	Elbow 135° ID tube 9 - male snap ring size 5/8"	
255FR083	Elbow 135° ID tube 12 - male snap ring size 5/8"	

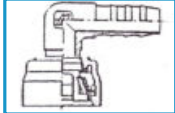
ELBOW STUD 90° with FEMALE SNAP RING

Part No	Description	
255FR090	Elbow stud 12x1,5 - Fem. snap ring size 3/8"	
255FR091	Elbow stud 16x1,5 - Fem. snap ring size 3/8"	
255FR093	Elbow stud 16x1,5 - Fem. snap ring size 1/2"	
255FR094	Elbow stud 22x1,5 - Fem. snap ring size 1/2"	
255FR095	Elbow stud 22x1,5 - Fem. snap ring size 5/8"	
255FR096	Elbow stud 22x1,5 - Fem. snap ring size 5/8"	


ELBOW STUD 135° with FEMALE SNAP RING

Part No	Description	
255FR100	Elbow stud 16x1,5 - Fem. snap ring size 1/2"	
255FR101	Elbow stud 22x1,5 - Fem. snap ring size 1/2"	
255FR102	Elbow stud 22x1,5 - Fem. snap ring size 5/8"	


STEM ELBOW 90° with FEMALE SNAP RING

Part No	Description	
255FR110	Elbow ID tube 6 - Fem. snap ring size 3/8"	
255FR111	Elbow ID tube 9 - Fem. snap ring size 1/2"	


STEM TEE with MALE SNAP RING

Part No	Description	
255FR121	Tee ID tube 6 (2x) - male snap ring size 3/8"	
255FR124	Tee ID tube 9 (2x) - male snap ring size 1/2"	
255FR125	Tee ID tube 9 and 6 - male snap ring size 1/2"	

EQUAL STEM TEE


Part No	Description	
255FR149	Tee ID tube 4 (3x)	
255FR150	Tee ID tube 6 (3x)	
255FR151	Tee ID tube 8 (3x)	
255FR152	Tee ID tube 9 (3x)	
255FR153	Tee ID tube 12 (3x)	
255FR1531	Tee ID tube 14 (3x)	
255FR1532	Tee ID tube 16 (3x)	

INEQUAL TEE


Part No	Description	(1)	(3)
255FR142	TEE TUBE (1)6 - (2)4 - (3)6		
255FR144	TEE TUBE (1)9 - (2)9 - (3)4		
255FR143	TEE TUBE (1)9 - (2)9 - (3)6		
255FR145	TEE TUBE (1)8 - (2)6 - (3)8		
255FR146	TEE TUBE (1)9 - (2)6 - (3)9		

(2)

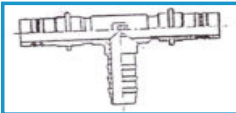
STEM TEE with MALE SNAP RING

Part No	Description	(1)	(3)
255FR132	STEM TEE ID Tube 6 (2x) - Male snap ring size 3/8"		
255FR133	STEM TEE ID Tube 8 (2x) - Male snap ring size 1/2"		
255FR136	STEM TEE ID Tube 9 (2x) - Male snap ring size 1/2"		
255FR137	STEM TEE ID Tube 9 et 6 - Male snap ring size 1/2"		
255FR138	STEM TEE ID Tube 6 (2x) - Male snap ring size 1/2"		
255FR140	STEM TEE ID Tube 6 et 9 - Male snap ring size 1/2"		
255FR141	STEM TEE ID Tube12 (2x) - Male snap ring size 5/8"		

STEM TEE with MALE SNAP RING (2x)



Part No	Description	(1)	(3)
255FR160	STEM TEE ID Tube 4 - Male snap ring size 3/8" (2x)		
255FR161	STEM TEE ID Tube 6 - Male snap ring size 3/8" (2x)		
255FR162	STEM TEE ID Tube 6 - Male snap ring size 1/2" (2x)		
255FR164	STEM TEE ID Tube 9 - Male snap ring size 1/2" (2x)		
255FR166	STEM TEE ID Tube 9 - Male snap ring size 3/8" - 1/2"		

STEM TEE with MALE SNAP RING (2x)

Part No	Description	(1)	(3)
255FR170	TEE ID Tube 6 - Male snap ring 3/8" (2x)		
255FR172	TEE ID Tube 9 - Male snap ring 1/2" (2x)		

ASSORTED BOX AND TOOL

Part No	Description	(1)	(3)	
255FR500	RILAX 2000 ASSORTED BOX (essential for use these fittings)			
Content	Gripping plier Remove tool (255FR501-255FR502-255FR503)			
255FR501	Remove tool size 3/8" orange			
255FR502	Remove tool size 1/2" blue			
255FR503	Remove tool 5/8" green			
255FR504	o'ring 3/8" for 255...			
255FR505	o'ring 1/2" for 255...			
255FR506	o'ring 5/8" for 255...			

Part No	dimension	(1)	(3)
216EB031	6-8-10-11		
216EB032	7-9-12		
216EB033	14-15-16		
216EB034	6-8-10-11-12-15-16 RVI		

ASSORTED BOX RILAX 2000

Part No 255FR998

<p>Straight ID tube 6 Male snap ring size 1/2" Part No 255FR004 qty 5</p>	<p>Straight ID tube 8 Male snap ring size 1/2" Part No 255FR005 qty 5</p>	<p>Straight ID tube 9 Male snap ring size 1/2" Part No 255FR006 qty 5</p>
<p>Elbow ID tube 6 Male snap ring size 1/2" Part No 255FR074 qty 4</p>	<p>Straight ID tube 6 Female snap ring size 1/2" Part No 255FR025 qty 4</p>	<p>Tee ID tube 9 (2x) Male snap ring size 1/2" Part No 255FR124 qty 4</p>
<p>Male straight 16x1,5 Female snap ring size 1/2" Part No 255FR047 qty 4</p>	<p>Male straight 22x1,5 Female snap ring size 1/2" Part No 255FR048 qty 4</p>	<p>Elbow 90° ID tube 9 Male snap ring size 1/2" Part No 255FR076 qty 5</p>
<p>Elbow stud 135° 16x1,5 Fem. snap ring size 1/2" Part No 255FR100 qty 3</p>	<p>Elbow stud 135° 22x1,5 Fem. snap ring size 1/2" Part No 255FR101 qty 3</p>	<p>remove tool 3/8" Part No 255FR501 x 1 remove tool 1/2" Part No 255FR502 x 1 remove tool 5/8" Part No 255FR503 x 1 o'ring 255FR504 qty 10 o'ring 255FR505 qty 10 o'ring 255FR506 qty 10</p>

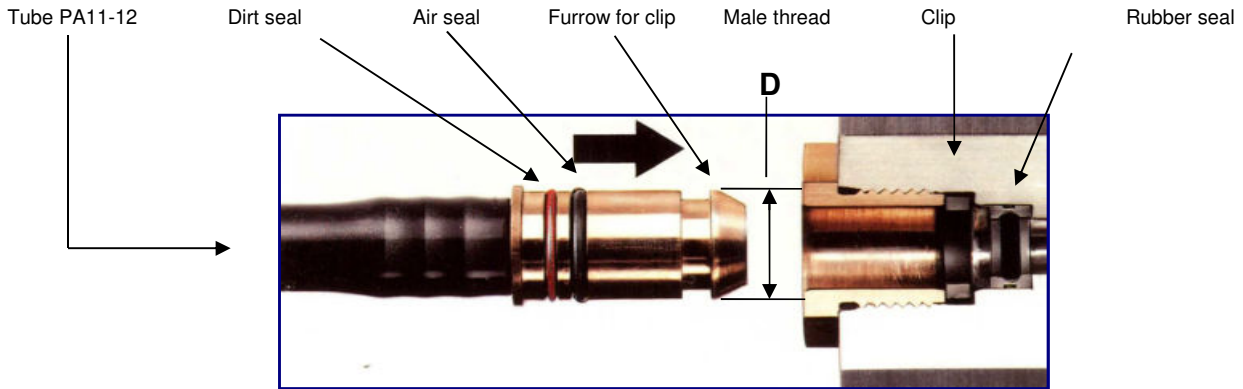


VOSS RANGE 230

How to identify

Measure the dimension D
Two possibilities

9mm little model = LM
15mm big model = BM



Straight male connector

Straight female connector

INFORMATIONS

Connectors in little and big model are available in different kind of tube dimension, the most usefull are 4/6-6/9-8/11-9/12-10/14-12/16.

This coupling system concerns the inner diameter tube and not the outside diameter tube : the 6/9, can suit for the 6/8 ; and the 8/11 can suit for the 8/10.

But, for security reasons, it is advisable to use the diameter tube recommended by VOSS in its system.



APPLICATION

First equipment


of MAN since range 2000 - of MERCEDES since 1980
of DAF since 1995.




VOSS COUPLING 230

Part No	Male coupling Ø tube	Type	Female coupling thread	Part No
227EB215	4-6	NG6	M10x1	227EB257
227EB210	4-6	LM	M16x1,5	227EB220
227EB211	6-8	LM		
227EB283	9-12	LM		
				
227EB212	4-6	BM	M22x1,5	227EB221
227EB213	6-8	BM		
227EB216	7,5-10	BM		
227EB214	9-12	BM		
227EB261	12-(15-16)	BM		


ELBOW VOSS 230

Type	Ø tube	Part No	
	NG6	4-6	227EB230
	LM	4-6	227EB231
	LM	6-8	227EB232
	LM	9-12	227EB237
	BM	4-6	227EB233
	BM	6-8	227EB234
	BM	7,5x10	227EB238
	BM	9-12	227EB235
	BM	12-16	227EB236


ADAPTOR VOSS 230

	NG6	M12x1,5	227EB286
	LM	M16x1,5	227EB250
	BM	M16x1,5	227EB251
	BM	M22x1,5	227EB252
	Male 22x1,5 Female 22x1,5		227EB253
	BM	M16x1,5	227EB254


ADAPTOR VOSS série 230

	LM	Tube Ø 6x8	227EB273
	BM	Tube Ø 9x12	227EB833


PLUG VOSS 230

	LM		227EB265
	BM		227EB266


TEE VOSS 230

	1x BM - 2x tube 9x12	227EB267
	1x LM - 2x tube 6x8	227EB268
	1xLM - tube 9x12 - 6x8	227EB384
	1xLM -2xtube 12x16	227EB284

STRAIGHT BULKHEAD VOSS 230

	BM short side	M18x1,5 T12	227EB277
	BM short side	M16X1,5 T10	227EB276

STRAIGHT BULKHEAD VOSS 230

	M16x1,5 short side	LM-18x1,5	227EB278
---	--------------------	-----------	----------

TE VOSS 230



			Part No
Tube Ø6x8	LM (down)	M12x1,5	227EB380
Tube Ø 9x12	BM (down)	M12x1,5	227EB287

TE VOSS 230



Tube Ø 6x8	LM (down)	M12x1,5	227EB375
Tube Ø 6x8	BM (down)	M12x1,5	227EB280
Tube Ø 9x12	BM (down)	M12x1,5	227EB281
Tube Ø 12x16	BM (down)	M12x1,5	227EB379

COUPLING V-VOSS 230



BM	Tube Ø9x12	Tube Ø 4x6	227EB289
BM	Tube Ø9x12	Tube Ø 6x8	227EB288
BM	Tube Ø 6x8	Tube Ø 6x8	227EB365
BM	Tube Ø9x12	Tube Ø9x12	227EB293

COUPLING V-VOSS 230



BM	Tube Ø9x12+Ø9x12	M12x1,5	227EB272
----	------------------	---------	----------

COUPLING T VOSS 230



227EB262
BM M16x1,5-M12x1,5
MB 645 990 0270



227EB290
BM-Mâle 16x1,5-Fem22x1,5



227EB260
Fem.22x1,5-Mâle 16x1,5

TEE COUPLING VOSS 230



BM	M16x1,5-M12x1,5	227EB262
		MB 645 990 0270

COUPLING VOSS 230



M16x1,5 - M12x1,5 - 2xM22x1,5	227EB263
MB 645 990 0370	

CONNECTOR VOSS 230



V connector	227EB270
BM on bottom + 2xM22x1,5	MB 005 997 1372

3-WAY CONNECTOR VOSS 230



With valve	227EB264
MB 004 429 28 44	

CONNECTOR VOSS 230



BM	2x Fem. BM	227EB274
-----------	------------	-----------------

MANIFLOD VOSS 230



with valve

227EB269
MB 000 990 3472

227EB275

Manifold
without clapet
Mâle 22x1,5-2xFem 22x1,5
2xBM




doble manifold in tee
with valve


227EB271
MAN 81 52120 6070




CLIPS VOSS 230

	NG6	227EB256
	LM	227EB240
	BM	227EB241



REPAIRING KIT VOSS 230

	NG6	227EB206
	LM	227EB201
	BM	227EB202



REPAIRING KIT SEAL + ADAPTOR VOSS 230

	227EB201+227EB250	227EB203
	227EB202+227EB251	227EB204
	227EB202+227EB252	227EB205

GRIPPING PLIERS

	<table border="1"> <thead> <tr> <th>OD</th> <th>Part No</th> </tr> </thead> <tbody> <tr> <td>6-8-10-11</td> <td>216EB031</td> </tr> <tr> <td>7-9-12</td> <td>216EB032</td> </tr> <tr> <td>14-15-16</td> <td>216EB033</td> </tr> </tbody> </table>	OD	Part No	6-8-10-11	216EB031	7-9-12	216EB032	14-15-16	216EB033
	OD	Part No							
6-8-10-11	216EB031								
7-9-12	216EB032								
14-15-16	216EB033								
	<table border="1"> <tbody> <tr> <td>6-8-10-11-12-15-16 RVI</td> <td>216EB034</td> </tr> </tbody> </table>	6-8-10-11-12-15-16 RVI	216EB034						
6-8-10-11-12-15-16 RVI	216EB034								

Could be used for other kind of fittings as RILAX 2000 range, Voss 240 range

ASSORTED BOX VOSS 230

Part No 227EB297

LM COUPLING tube 4x6 227EB210 qty 2	LM COUPLING tube 6x8 227EB211 qty 2	BM COUPLING tube 6x8 227EB213 qty 2	BM COUPLING tube 9x12 227EB214 qty 2	BM COUPLING tube 12(15-16) 227EB261 qty 1	TEE 1xGM - 2x(9x12) 227EB267 qty 1
PLUG PM 227EB265 qty 1	PLUG GM 227EB266 qty 1	LM ELBOW tube 4x6 227EB231 qty 1	LM ELBOW tube 6x8 227EB232 qty 1	LM ELBOW tube 6x8 227EB232 qty 1	BM ELBOW tube 6x8 227EB234 qty 1
BM ELBOW tube 6x8 227EB234 qty 1	BM ELBOW tube 9x12 227EB235 qty 1	BM ELBOW tube 9x12 227EB235 qty 1	LM ADAPTOR M16x1,5 227EB250 qty 1	BM ADAPTOR M16x1,5 227EB251 qty 1	BM ADAPTOR M22x1,5 227EB252 qty 1
Fem. COUPLING LM M16x1,5 227EB220 qty 4	Fem. COUPLING BM M22x1,5 227EB221 qty 4	Repairing kit PM 227EB201 qty 3	Repairing kit PM 227EB201 qty 3	Repairing kit GM 227EB202 qty 3	Repairing kit GM 227EB202 qty 3



ASSORTED BOX VOSS 230

Part No	content	Quantity
227EB299	Reparing kit PM	5
	Reparing kit GM	5
	Fem. coupling LM - M16x1,5	10
	Fem. coupling BM - M22x1,5	7
	Male coupling LM - tube 4x6	10
	Male coupling BM - tube 4x6	4
	Male coupling LM - tube 6x8	5
	Male coupling BM - tube 6x8	5
	Male coupling BM - tube 9x12	5
	Male coupling BM - tube 12x15-16	5
	Adaptor BM - M16x1,5	2
	Adaptor BM - M22x1,5	2



ASSORTED VOSS 230/232

Part No	content	Quantity	content	Quantity
227EB450	straight male coupling LM ID tube 6	5	adaptor BM - M16x1,5	2
	straight male coupling BM ID tube 8	2	adaptor BM - M22x1,5	2
	straight male coupling BM ID tube 9	5	straight connector OD tube 6	5
	male coupling NG 6 ID tube 4	5	male plug LM	5
	male coupling NG 6 - M10x1 - tube 4x6	5	male plug BM	3
	straight female coupling LM ID tube 6	2	plug NG 6	10
	straight female coupling BM ID tube 9	2	rubber seal LM	3
	female coupling LM - M16x1,5	3	rubber seal BM	3
	female coupling BM - M22x1,5	3	rubber seal NG 6	10
	female coupling LM - M16x1,5 with seal	6	air seal NG 6	10
	female coupling BM - M22x1,5 with seal	6	dirt seal NG 6	10
	male elbow LM ID tube 6	5	seal for male LM up	10
	male elbow BM ID tube 6	3	seal for male BM up	10
	male elbow BM ID tube 9	3	seal for male LM down	10
	elbow NG 6 - tube 4x6	2	seal for male BM down	10
	male tee BM ID tube 6 and 9	2	clips LM	10
	male tee BM ID tube 9	1	clips BM	10
	adaptor LM - M16x1,5	2	clips NG 6	10



ASSORTED BOX VOSS 232

Part No
227EB400



TOOL BOXMAN 80 99 606 0225

Part No

227EB001



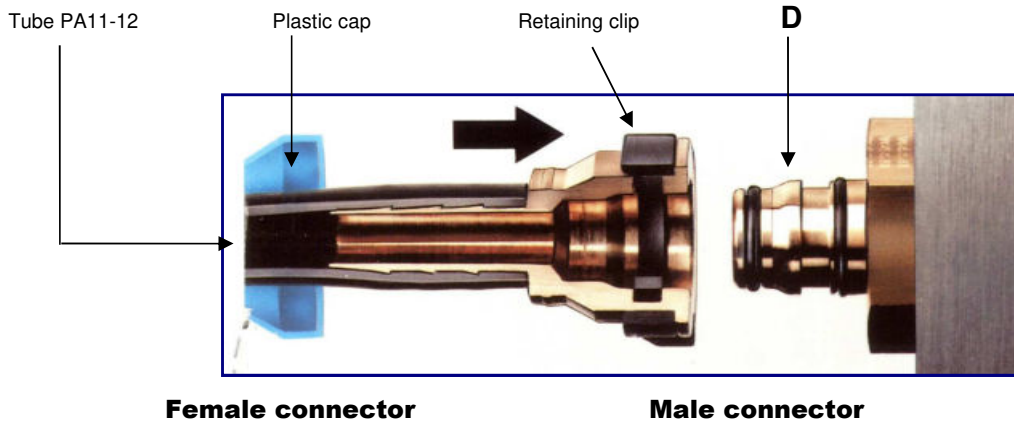
VOSS RANGE 240

How to identify

Measure the dimension D

Two possibilities

11,5mm little model = LM
15mm big model = BM



INFORMATIONS

Connectors in little and big model are available in different kind of tube dimension, the most usefull are 4/6-6/9-8/11-9/12-10/14-12/16.

This coupling system concerns the inner diameter tube and not the outside diameter tube : the 6/9 can suit for the 6/8 ; and the 8/11 can suit for the 8/10.


But, for security reasons, it is advisable to use the diameter tube recommended by VOSS in its system.

APPLICATION

First equipment of IVECO and MAN (range 2000 and 230).




COUPLING VOSS 240



	Part No	Female coupling Ø	Type	Male coupling thread	Part No	
	227EB010	4-6	LM	M10x1	227EB030	
	227EB011	6-9	LM	M12x1,5	227EB031	
	227EB012	8-11	LM	M14x1,5	227EB032	
	227EB013	9-12	LM	M16x1,5	227EB033	
				LM	1/8" gaz	227EB037
				LM	1/4" gaz	227EB034
	227EB014	4-6	BM			
	227EB015	6-9	BM			
	227EB016	8-11	BM	M16x1,5	227EB036	
	227EB017	9-12	BM	M22x1,5	227EB035	
227EB018	10-14	BM	M18x1,5	227EB038		
227EB019	12-16	BM				
227EB020	12L-nu	BM				



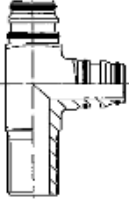

STRAIGHT CONNECTOR VOSS 240

	LM	227EB040
	BM	227EB041


MALE ELBOW VOSS 240

	LM	M10x1	227EB042
	LM	M12x1,5	227EB045
	LM	M14x1,5	227EB447
	LM	M16x1,5	227EB460
	BM	M16x1,5	227EB043
	BM	M22x1,5	227EB044
	LM	Male/Female	227EB446
	BM	Male/Female	227EB048


MALE TEE VOSS 240

	2xLM	M12x1,5	227EB464
	2xBM	M16x1,5	227EB832
	2 x LM	M12x1,5	227EB049
	2 x BM	M16x1,5	227EB444
	2 x BM	M22x1,5	227EB046


STRAIGHT MALE STUD VOSS 240 bulkhead

	Type	Part No
	BM	227EB047


TEST POINT VOSS 240

	Type	Part No
	LM	227EB075
	BM	227EB076


MALE STEM Cone 24° For Swivel Nut

	Swivel nut	Tube PA	Part No
	6 L - M12x1,5	4x6	227EB097
	8 L - M14x1,5	4x6	227EB093
	8 L - M14x1,5	6x9 or 6x8	227EB098
	10 L - M16x1,5	6x9 or 6x8	227EB094
	12 L - M18x1,5	8x11 or 8 ID	227EB285
	12 L - M18x1,5	9x12	227EB096
	16 L - M22x1,5	12x16	227EB024


FEMALE TIR TREE Cone 24°

	Swivel nut	Tube PA	Part No
	12 L - M18x1,5	9x12	227EB021
	10 L - M16x1,5	8x11	227EB022
	12 L - M18x1,5	10x14	227EB023


CLIP VOSS 240

	Type	Part No
	LM	227EB002
	BM	227EB003


PLASTIC CAP VOSS 240

	Type	Color	Part No
	LM	blue	227EB061
	LM	red	227EB062
	BM	blue	227EB064
	BM	red	227EB065

SEALS VOSS 240

	Type	Material	Part No
	LM	air seal	227EB006
	LM	dirt seal	227EB007
	BM	air seal	227EB004
BM	dirt seal	227EB005	

BLANKING CAP VOSS 240

	Type	Material	Part No
	LM	plastic	227EB025
BM	brass	227EB027	

ASSORTED BOX VOSS 240

Part No	content	Quantity
227EB298	Male connector LM - M14x1,5	2
	Male connector LM - M16x1,5	2
	Female connector LM - T6x9	2
	Female connector LM - T8x11	2
	Female connector LM - T9x12	2
	Seals LM	10
	Clip LM	10
	Test point LM	1
	Male connector BM - M16x1,5	2
	Male connector BM - M22x1,5	2
	Female connector BM - T6x9	2
	Female connector BM - T8x11	2
	Female connector BM - T9x12	2
	Female connector BM - T10x14	2
	Female connector BM - T12x16	2
	Seals BM	10
	Clip BM	10
	Test point BM	1




CLIPS ANS SEALS ASSORTED BOX VOSS 240

Part No	content	Quantity
227BA999	Clip LM	28
	Clip BM	28
	Air seal BM	30
	Dirt seal BM	30
	Air seal LM	30
	Dirt seal LM	30



VOSS RANGE 232



STRAIGHT CONNECTOR

Part No	Type	ID tube
227EB431	LM	4
227EB425	BM	4
227EB403	LM	6
227EB404	BM	6
227EB505	BM	7,5
227EB426	LM	9
227EB405	BM	9
227EB506	BM	10
227EB423	BM	12



MALE NUT

Part No	Type	Female
227EB401	LM	M16x1,5 with seal
227EB401HT	PM	M16x1,5 with hot temperature seal
227EB402	BM	M22x1,5 with seal



STRAIGHT FEMALE CONNECTOR

Part No	Type	ID tube
227EB406	LM	6
227EB489	BM	6
227EB410	BM	9
227EB490	BM	12




ADAPTOR

Part No	Type	Thread
227EB424	LM	M12x1,5
227EB571	LM	M12x1,5 (without seal)
227EB486	LM	M14x1,5
227EB501	LM	M14x1,5 (without seal)
227EB413	LM	M16x1,5
227EB487	LM	M22x1,5
227EB488	BM	M12x1,5
227EB414	BM	M16x1,5
227EB415	BM	M22x1,5
227EB573	BM	M22x1,5 (without seal)



PLUG

Part No	Type
227EB416	LM
227EB417	BM




SEAL

Part No	Type
227EB418	LM-up
227EB419	LM-down
227EB420	BM-up
227EB421	BM-down




ELBOW - MALE

Part No	Type	ID tube
227EB432	LM	4
227EB407	LM	6
227EB454	LM	9
227EB422	BM	4
227EB408	BM	6
227EB499	BM	7,5
227EB409	BM	9
227EB507	BM	10
227EB441	BM (35 mm)	12
227EB591	BM (54,5 mm)	12



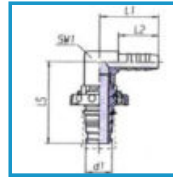
ELBOW - MALE 45°

Part No	Type	ID tube
227EB473	LM	6
227EB508	LM	7,5
227EB440	BM	9
227EB469	BM	12



ELBOW

Part No	Type	ID tube
227EB534	BM	12



DOUBLE ELBOW SWIVELLING

Part No	Type	Thread
227EB530	2xBM	M16x1,5
227EB466	2xBM	M22x1,5



ELBOW - MALE 90°

Part No	Type	Thread
227EB531	BM	M18x1,5
227EB471	BM	M22x1,5



ELBOW - MALE 90° WITH LOCKNUT

Part No	Type	Thread
227EB528	BM	M16x1,5
227EB529	BM	M22x1,5



STEM ELBOW

Part No	Type	ID tube
227EB532	LM	6
227EB500	BM	9
227EB533	BM	12



SIDE ELBOW PLUG

Part No	Type	ID tube
227EB523	MALE-LM	4 et 4
227EB524	MALE-LM	4 et 6
227EB438	MALE-LM	6 et 6
227EB525	MALE-BM	4 et 9
227EB526	MALE-BM	6 et 4
227EB434	MALE-BM	6 et 6
227EB435	MALE-BM	6 et 9
227EB437	MALE-BM	8 et 12
227EB427	MALE-BM	9 et 4
227EB439	MALE-BM	9 et 9



3-WAY CONNECTOR MALE / FEMALE

Part No	Male	Female
227EB483	1xLM	2xLM
227EB459	1XBM	2xBM
227EB459-1	1XBM	2xM22x1,5



3-WAY CONNECTOR MALE / FEMALE

+ centre 2 female thread M12x1,5

Part No	Male	Female
227EB497	M16x1,5	2xBM




3-WAY CONNECTOR

Part No	Type	ID tube
227EB527	BM	9 and 6
227EB449	BM	9 and 9



TEE - MALE

Part No	Type	ID tube
227EB495	LM down	4 and 4
227EB509	LM down	4 and 6
227EB463	LM down	6 and 6
227EB511	LM down	6 and 9
227EB512	BM down	4 and 6
227EB480	BM down	6 and 6
227EB412	BM down	6 and 9
227EB411	BM down	9 and 9
227EB468	BM down	9 and 4
227EB513	BM down	9 and 12
227EB514	BM down	12 and 12




TEE MALE

Part No	Type	Thread	ID Tube
227EB516	LM	M12x1,5 (tube 6L)	4
227EB428	LM	M12x1,5 (tube 6L)	6
227EB429	BM	M12x1,5 (tube 6L)	6
227EB430	BM	M12x1,5 (tube 6L)	9
227EB517	BM	M12x1,5 (tube 6L)	12



TEE (SIDE)

Part No	Type	ID tube
227EB481	LM	M12x1,5 T6
227EB491	LM	M12x1,5 T9
227EB492	BM	M12x1,5 T6
227EB493	BM	M12x1,5 T9



TEE (UP)

Part No	Type	ID tube
227EB518	LM	M12x1,5 T4
227EB458	LM	M12x1,5 T6
227EB521	BM	M12x1,5 T6
227EB519	BM	M12x1,5 T9
227EB522	BM	M12x1,5 T12



TEE

Part No	Type	Female
227EB553	Male LM	Fem. 16x1,5 for coupling LM
227EB498	Male BM	2x Female BM
227EB436	Male BM	Fem. 22x1,5 for connector BM




SWIVELLING TEE

Part No	Type	Thread
227EB470	BM	M16x1,5
227EB472	BM	M22x1,5



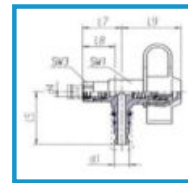
TEE 232

Part No	Type	ID tube
227EB474	LM	2xSTEM 6
227EB494	BM	2xSTEM 6
227EB515	BM	1xSTEM 6 - 1xSTEM 9
227EB477	BM	1xSTEM 9 - 1xSTEM 6
227EB475	BM	2xSTEM 9
227EB476	BM	2xSTEM 12




TEE WITH TEST POINT

Part No	Type	ID tube	Test point
227EB461	LM	6	side
227EB462	BM	6	down
227EB456	BM	9	down
227EB455	BM	9	side
227EB457	BM	9	side
227EB576	LM	6	side
227EB496	LM	M16x1,5	side




SWIVEL TEE

Part No	Type	Thread
227EB504	2xBM	M16x1,5
227EB465	2xBM	M22x1,5



STRAIGHT BULKHEAD

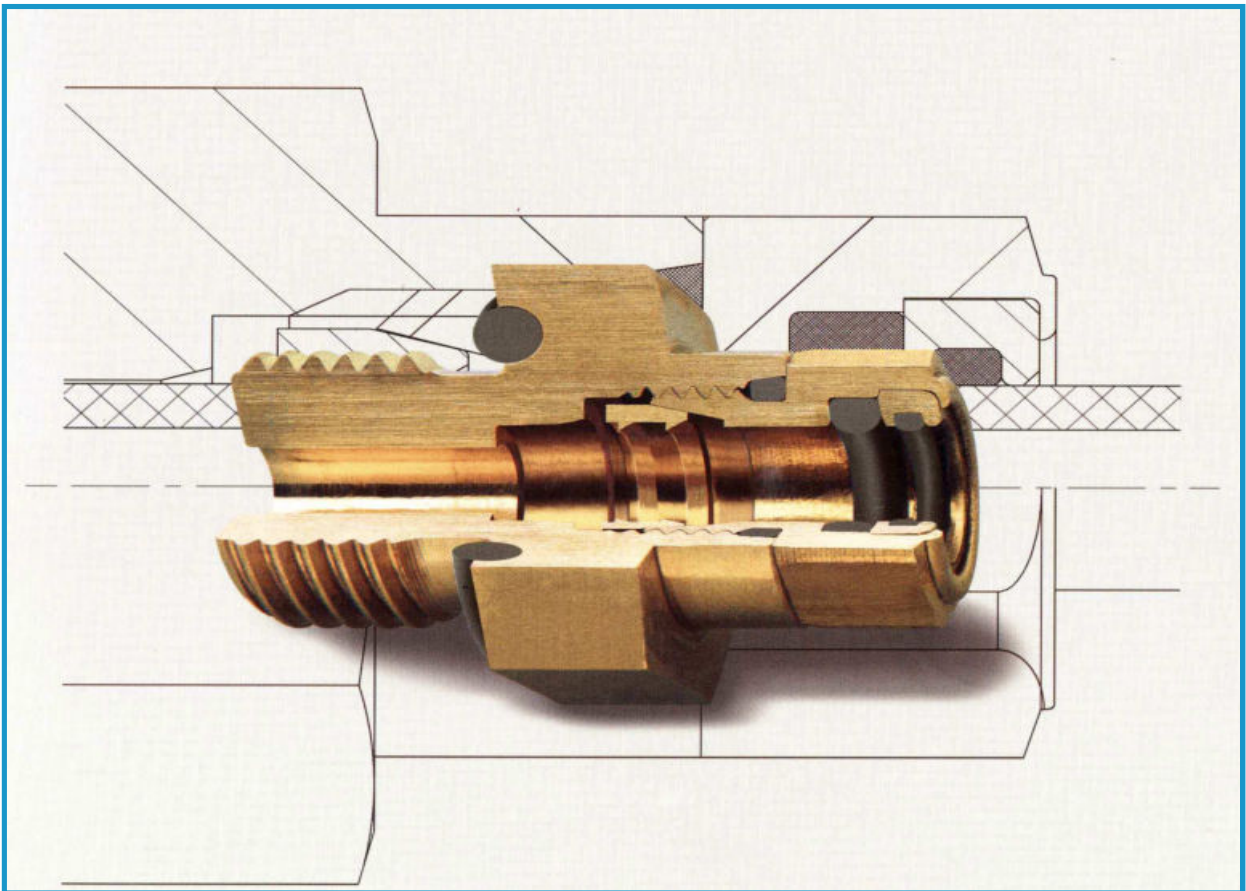
Part No	Type	Thread
227EB482	LM	M12x1,5
227EB448	BM	M16x1,5
227EB433	BM	M18x1,5
227EB479	BM	M22x1,5



Part No	Type	Thread
227EB485	BM	CCM16x1,5-CLM20x1,5
227EB4851*	BM	CCM16x1,5-CLM20x1,5 * without o-ring



VOSS RANGE 203



MALE CONNECTOR 203

Part No	Thread	Tube
227EB283	M8x1 - NG 6	4
227EB282	M10x1 - NG6	6



ELBOW 90° - MALE 203

Part No	Thread	OD tube
227EB800	M12x1,5	6



Cylindrical ELBOW 45° - MALE 203

Part No	Thread	OD tube
227EB830	M12x1,5	6



Coned ELBOW 90° 203

Part No	Thread	OD tube
227EB820	M10x1	4
227EB831	M8x1	6




Cylindrical ELBOW 90° 203

Part No	Thread	OD tube
227EB821	M10x1	6



STRAIGHT CONNECTOR 203

Part No	OD tube
227EB802	4
227EB801	6



CONNECTOR 203

Part No	Type Female	OD tube
227EB811	PM range 240	4
227EB810	PM range 240	6




FEMALE ADAPTOR 203

Part No	Female	OD tube
227EB815	M12x1,5	4
227EB817	M12x1,5	6
227EB818	M14x1,5	6




AIR COILS for AIR BRAKE



Part No	Tube	Description	spring guard	Turn	working length
211EB018	red	Male Ends M16x1,5 - Female Ends M18x1,5	black plastic	16	3 m
211EB019	yellow	Male Ends M16x1,5 - Female Ends M18x1,5	black plastic	16	3 m
211EB001	black	Male Ends M16x1,5 - Female Ends M18x1,5	red plastic	19	4 m
211EB002	black	Male Ends M16x1,5 - Female Ends M18x1,5	yellow plastic	19	4 m
211EB003	black	Male Ends M16x1,5 - Female Ends M18x1,5	black plastic	19	4 m
211EB011	red	Male Ends M16x1,5 - Female Ends M18x1,5	black plastic	19	4 m
211EB012	yellow	Male Ends M16x1,5 - Female Ends M18x1,5	black plastic	19	4 m
211EB025	red	Male Ends M16x1,5	black plastic	19	4 m
211EB026	yellow	Male Ends M16x1,5	black plastic	19	4 m
211EB027	black	Male Ends M16x1,5	black plastic	19	4 m
211EB005	black	Female Ends M18x1,5 - Female Ends M18x1,5	red plastic	19	4 m
211EB006	black	Female Ends M18x1,5 - Female Ends M18x1,5	yellow plastic	19	4 m
211EB004	black	Female Ends M18x1,5 - Female Ends M18x1,5	black plastic	19	4 m
211EB013	black	Male Ends M16x1,5 - Male Bulkhead M18x1,5 cone 24°	black plastic	19	4 m
211EB015	red	Female Ends M18x1,5	metal	32	6,5 m
211EB016	yellow	Female Ends M18x1,5	metal	32	6,5 meter
211EB017	black	Female Ends M18x1,5	metal	32	6,5 m

Part No	Description		
223EB103	Straight male bulkhead tube 12 M18x1,5	steel	
211EB021	Male straight M16x1,5-M18x1,5 cone 24° DIN	steel	
223EB118	Straight male bulkhead (M16x1,5) Tube 12	steel	


Part No 223EB103



Part No 211EB021



Part No 223EB118




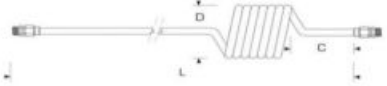
**POLYURETHANE AIR COILS
for AIR BRAKE**



Part No	Tube	Description	spring guard	Turn	Working length	Quality
POLYURETHANE						
211PU005	red	Male Ends M16x1,5 in steel with o'ring	metal	22	4 m	superior
211PU006	yellow	Male Ends M16x1,5 in steel with o'ring	metal	22	4 m	superior
211PU007	black	Male Ends M16x1,5 in steel with o'ring	metal	22	4 m	superior
211PU055	red	Male Ends M16x1,5 in steel	metal	21	4 m	
211PU056	yellow	Male Ends M16x1,5 in steel	metal	21	4 m	
211PU057	black	Male Ends M16x1,5 in steel	metal	21	4 m	
211PU025	red	Male Ends M16x1,5 in steel with o'ring	metal	42	8 m	superior
211PU026	yellow	Male Ends M16x1,5 in steel with o'ring	metal	42	8 m	superior
211PU027	black	Male Ends M16x1,5 in steel with o'ring	metal	42	8 m	superior
211PU008	red	Male Ends M16x1,5 in steel with o'ring	metal	34	14 m	superior
211PU009	yellow	Male Ends M16x1,5 in steel with o'ring	metal	34	14 m	superior
doble						
211PU012	red	4 Male Ends M16x1,5 in steel with o'ring long ends 50 cm	metal	26	4,5 m	superior
211PU011	yellow	4 Male Ends M16x1,5 in steel with o'ring	metal	26	4 m	superior



polyamideE AIR COIL

Part No	Tube	Description	Spring guard	Turn
211EB130	black	Male Ends M16x1,5	metal	7
Long side = 2740 mm - short side C = 100 mm				D = 115 mm
Total length 4725 mm				
 				

AIR COIL HANDLES

Part No	Description	Part No	Description
211EB600 ROUND	1 red handel 1 yellow handel 2 adaptors	211EB600R RECTANGULAR	1 red handel 1 yellow handel 2 adaptors
			

PRESSURE PAD

Part No	OEM	Description	
309CA001	433 401 003-1	For air spring valve and ALB regulator	
309CA002	433 401 380-4		
309CA003	433 300 381-4		
309CA004	433 300 384-4		
309CA005	433 300 383-4		

PALM COUPLING

Fitted to TRAILER

Part No	Description
212EB001	M16x1,5 (red)
212EB002	M22x1,5 (red)
212EB003	M16x1,5 (yellow)
212EB004	M22x1,5 (yellow)



Fitted to TRACTOR

Part No	Description
212EB011	M16x1,5 (red)
212EB012	M22x1,5 (red)
212EB013	M16x1,5 (yellow)
212EB014	M22x1,5 (yellow)



SPECIAL PALM COUPLING

Part No	Description
1- with filter and bulkhead	
212EB016	M16x1,5 (red)
212EB017	M16x1,5 (yellow)
2- with dust cap and bulkhead	
212EB019	red
212EB020	yellow

1-








2-



Part No	Description
212EB021	2 x M16x1,5 (red)



SEAL		IN-LINE FILTER		SHUT OFF TAP		SUPPORT	
Part No	Description	Part No	Description	Part No	Description	Part No	Description
212EB031	Seal for palm coupling	212EB041	2 x M22x1,5	212EB033	M22x1,5	212EB032	for palm coupling
							
212EB030	Seal for palm coupling with filter						
							



C COUPLING

Part No	Description	Part No	Description
110AB087 yellow	Male C and Self Seal Valve	110AB086 yellow	Female C and Lifter
110AB084 red	Male C coupling	110AB085 red	Female C and Self Seal Valve
			

EXTENSION ALUMINIUM for PALM COUPLING



Part No	Description
212EB035	M16x1,5
212EB036	M22x1,5



Part No	Description	Image
BO100001	<p>Ø 40 with air conditioning - lockable metal</p>	
BO100016	<p>Ø 40 not lockable plastic</p> <p>bio gazole</p>	
BO100002	<p>Ø 60 with air conditioning - lockable metal</p>	
BO100003	<p>Ø 60 with air conditioning - not lockable metal</p>	
BO100006	<p>Ø 60 with air conditioning - not lockable plastic</p>	
BO100007	<p>Ø 60 with air conditioning - lockable plastic</p>	
BO100014	<p>Ø 60 lockable plastic with metal</p>	
BO100004	<p>Ø 80 with air conditioning - lockable metal</p>	
BO100005	<p>Ø 80 with air conditioning - not lockable metal</p>	
BO100008	<p>Ø 80 with air conditioning - lockable plastic</p> <p>RVI-VOLVO 1185977-8152630-20392751-06286 5001834430-5001864551-3198271-8152630</p>	

<p>BO100009</p>	<p>Ø 40 - lockable AD BLUE</p> <p>2040SV6007 0004701805 1686345 81154026008 T113</p>	
<p>BO100012</p>	<p>Ø 40 not lockable with attache AD BLUE</p> <p>MAN-RVI-DAF-MAN</p>	
<p>BO100013</p>	<p>Ø 40 not lockable AD BLUE</p> <p>MAN-RVI-DAF-MAN</p>	
<p>BO100010</p>	<p>Ø 60 - lockable AD BLUE</p> <p>RVI 7 482 335 593 VOLVO 20 703 186</p>	
<p>BO100011</p>	<p>Ø 60 lockable AD BLUE</p> <p>IVECO 41 298 191 263 000 272 00</p>	
<p>BO100015</p>	<p>PLUG ADAPTOR FOR AD BLUE TANK BO100010 Ø 60</p> <p>SCANIA 16060006012</p>	

ANTI THEFT FUEL DEVICE

Part No	Description
BO100030	Anti theft universal for fuel cap Ø 60 <div style="text-align: right; padding: 10px;">  </div>
BO100031	Anti theft universal for fuel cap Ø 80 <div style="text-align: right; padding: 10px;">  </div>

Part No	Description
BO100020	OD 80 for cap bayonet Ø 60 with thread <div style="text-align: center; padding: 10px;">  </div>
BO100021	OD 105 for cap bayonet Ø 80 <div style="text-align: center; padding: 10px;">  </div>

AIR BRAKE DIAPHRAGMS

Imperial	Part No	
	Standard	Long stroke
9"	227EB311	
12"	227EB312	227EB314
14"	227EB315	
16"	227EB301	227EB306
20"	227EB302	227EB307
24"	227EB303	227EB308
27"	227EB313	
30"	227EB304	227EB309
36"	227EB305	227EB316




PROTECTING RUBBER BAND

10 meters coil

Description	Part No
Air : 4cm	118EB002
Fuel tank : 8 cm	118EB003



LEAK-DETECTOR SPRAY

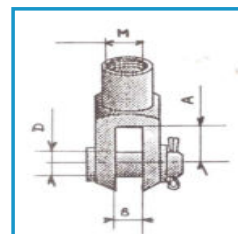


Part No
217EB001

CLEVIS FORKS

Steel
ISO 9001

Part No Complete	Part No without clevis pin	D	A	B	M
306CA001		5	10	5	M5x0,8
306CA002		5	20	5	M5x0,8
306CA003	306CA103	6	12	6	M6x1
306CA004	306CA104	6	24	6	M6x1
306CA005	306CA105	8	16	8	M8x1,25
306CA006	306CA106	8	32	8	M8x1,25
306CA007	306CA107	10	20	10	M10x1,5
306CA008	306CA108	10	40	10	M10x1,5
306CA009	306CA109	12	24	12	M12x1,75
306CA010	306CA110	12	48	12	M12x1,75
306CA015		12,7			M16x1,5
306CA011	306CA111	14	28	14	M14x2
306CA012	306CA112	14	56	14	M14x2
306CA013	306CA113	16	32	16	M16x2
306CA014	306CA114	16	64	16	M16x2



SPECIAL MODEL

Galvanized
ISO 9001

Part No	D	A	B	M
306CA115	14	28	14	M14x1,5
306CA121*	14	28	14	M16x1,5
306CA122*	14	28	14	M16x2
306CA116	16	32	16	M16x1,5

*Very current



COTTER PIN DIN 94 GALVANIZED

Part No	Dimension	Part No	Dimension
306CA201	1,6 x 16 mm	806BA047	3,5x40 mm
306CA202	2,0 x 16 mm	806BA048	4x40 mm
306CA203	3,2 x 20 mm	806BA049	4x63 mm
306CA204	4,0 x 32 mm	806BA050	5x50 mm
806BA040	1x20 mm	806BA051	6,3x63 mm
806BA041	1,6x32 mm		
806BA042	2x32 mm		
806BA043	2,5x32 mm		
806BA044	2,5x40mm		
806BA045	3,2x32 mm		
806BA046	3,2x50 mm		




LYNCH PINS

Part No	Dimensions
806BA060	4,5 mm
806BA061	6 mm
806BA062	8 mm
806BA063	9,5 mm
806BA064	10 mm
806BA065	11 mm



HITCH PINS

Part No	Dimensions
806BA070	2 mm
806BA071	3 mm
806BA072	4 mm
806BA073	5 mm
806BA074	6 mm
806BA075	8 mm



CUTTING PINS ASSORTED BOX


Part No	content
806BA010	1x20mm
	1,6x32mm
	2x32mm
	2,5x32mm
	2,5x40mm
	3,2x32mm
	3,2x50mm
	3,5x40mm
	4x40mm
	4x63mm
	5x50mm
	6,3x63mm

1325 pieces



STRAIGHT PINS ASSORTED BOX

Part No	content	
	Length	dimension
806BA017	16	4
	16	6
315 pieces	22	3
	22	4
	30	4
	30	5
	40	3
	40	4
	40	6
	40	8
	40	10
	50	4
	50	5
	50	6
	55	8
	60	5
	60	6
	60	8
	80	6
	80	7
	80	8
	80	10



TENSION SPRINGS ASSORTED BOX

Part No	content	
806BA015 185 Pieces	5 x 50	10 x 60
	6 x 25	10 x 105
	7 x 25	11 x 55
	7 x 55	11 x 70
	7 x 90	11 x 130
	8 x 55	12 x 65
	8 x 70	12 x 85
	9 x 45	12,5 x 75
	9 x 75	12,5 x 110
	9 x 100	



COMPRESSION SPRINGS ASSORTED BOX


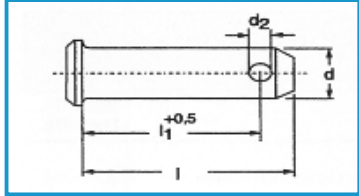
Part No	content	
806BA016 250 pieces	8x42	12x60
	10x32	15x28
	10x40	15x45
	10x45	15x55
	12x35	15x65
	12x55	



CLEVIS PINS

Galvanized
Length : under head
ISO 9001


Part No	Dimension (d)	Length (l)
306CA151	6	18
306CA162	6	20
306CA163	6	25
306CA152	8	22
306CA164	8	25
306CA165	8	30
306CA166	8	35
306CA167	8	40
306CA168	10	25
306CA153	10	28
306CA169	10	30
306CA154	10	35
306CA155	10	40
306CA170	12	30
306CA156	12	35
306CA157	12	40
306CA171	12	45
306CA176	12,7	
306CA172	14	30
306CA158*	14	35
306CA161*	14	40
306CA159*	14	45
306CA173	14	50
306CA160	16	45
306CA174	16	50

* Very current


SPECIAL MODEL

Part No	Dimension	Total length	D	OEM
306CA180	14	45	31	810 601 097-4



CLIPS CLEVIS PINS

Part No	Dimension	Length
306CA194	5	10
306CA195	5	20
306CA185	6	12
306CA196	6	24
306CA186	8	16
306CA187	8	32
306CA197	10	20
306CA198	10	40
306CA188	12	24
306CA189	12	48
306CA190	14	28
306CA191	14	56
306CA192	16	32
306CA193	16	64



ANGLE JOINTS

Steel, zinc-plated
With locking strap
ISO 9001

Angle joints

Part No	Thread/Female thread
305VU001	M5x0,8
305VU002	M6x1,0
305VU003	M8x1,25
305VU004	M10x1,5
305VU005	M12x1,75
305VU006	M14x1,5
305CA007	M14x2,0
305CA008	M16x2,0



SPECIAL MODEL MB

LONG MODEL

Part No	Thread/Female thread
305VU021	M8x1,25
305VU022	M10x1,5
305VU023	M8x1,25 (Nylon head)



LEFT HAND THREAD

Part No	Thread/Female thread
305CA041	M5x0,8
305CA042	M6x1
305CA043	M8x1,25
305CA044	M10x1,5
305CA045	M12x1,75
305CA046	M14x1,5



SPECIAL MODEL MAN

LONG MODEL

Part No	Thread/Female thread
305VU031	M6x1
305VU032	M8x1,25



REMOVABLE ANGLE JOINTS

Part No	Thread/Female thread
305VU025	M5x0,8
305VU026	M6x1
305VU027	M7x1
305VU028	M8x1,25
305VU029	M10x1,5
305VU030	M12x1,75



SPECIAL MODEL

Part No	Thread/Female thread
305VU011	Male M5 - Fem. M6
305VU010	Male M8 - Fem. M6
305VU012	Male M10 - Fem. M8
305VU0120	Male M10- Fem. M8

↳ Long model : 50 mm



LOCKING STRAP

Part No	
305VU040	5
305VU041	6
305VU042	8
305VU043	10
305VU044	12
305VU045	14



ANGLE JOINTS ASSORTED BOX

Part No	content	Quantity
305CA999	M6x1	6
	M8x1,25	6
	M6x1 Left hand thread	6
	M8x1,25 Left hand thread	6



HOSE CLAMPS TYPE COBRA

Easy to move and remove (without screw)

steel stainless teel
ISO 9001

Part No	clamp range	Band width	color ident.
300VU001	8 to 9 mm	7 mm	white
300VU002	9 to 10 mm	7 mm	green
300VU003	10 to 11 mm	7 mm	black
300VU004	11 to 12 mm	7 mm	yellow
300VU005	12,5 to 14 mm	8 mm	black
300VU006	14,5 to 16 mm	8 mm	purple
300VU007	16,5 to 18 mm	8 mm	green
300VU008	18,5 to 20 mm	8 mm	yellow
300VU009	19,5 to 21 mm	8 mm	purple
300VU010	21,5 to 23 mm	8 mm	green



COBRA HAND PLIERS

Part No
300VU051



"O" CLIPS

Part No	Ø/mm
301BA010	05-07 mm
301BA011	07-09 mm
301BA012	09-11 mm
301BA013	11-13 mm
301BA014	13-15 mm
301BA015	14-17 mm
301BA016	15-18 mm
301BA017	17-20 mm
301BA018	18-21 mm
301BA019	20-23 mm
301BA020	22-25 mm
301BA021	23-27 mm
301BA022	25-28 mm
301BA023	28-31 mm
301BA024	31-34 mm
301BA025	34-37 mm
301BA026	37-40 mm
301BA027	40-43 mm
301BA028	43-46 mm



"O" CLIPS BOX

Part No	Content	Quantities
804BA016	301BA010	30
	301BA011	30
	301BA012	30
	301BA013	30
	301BA014	30
	301BA015	20



HOSE CLAMPS TYPE GBS

Steel galvanized,chromated
ISO 9001

Part No	clamp range	Band width	Part No	clamp range	Band width
302CA027	17 to 19 mm	18 mm	302CA009	80 to 85 mm	25 mm
302CA028	21 to 23 mm	18 mm	302CA010	86 to 91 mm	25 mm
302CA029	23 to 25 mm	18 mm	302CA011	92 to 97 mm	25 mm
302CA030	25 to 27 mm	18 mm	302CA012	98 to 103 mm	25 mm
302CA031	27 to 29 mm	18 mm	302CA013	104 to 112 mm	25 mm
302CA032	29 to 31 mm	18 mm	302CA014	113 to 121 mm	25 mm
302CA033	31 to 34 mm	18 mm	302CA015	122 to 130 mm	25 mm
302CA034	34 to 37 mm	18 mm	302CA016	131 to 139 mm	30 mm
302CA000	36 to 39 mm	20 mm	302CA017	140 to 148 mm	30 mm
302CA000-1	40 to 43 mm	20 mm	302CA018	149 to 161 mm	30 mm
302CA001	44 to 47 mm	20 mm	302CA019	162 to 174 mm	30 mm
302CA002	48 to 51 mm	20 mm	302CA020	175 to 187 mm	30 mm
302CA003	52 to 55 mm	20 mm	302CA021	188 to 200 mm	30 mm
302CA004	56 to 59 mm	20 mm	302CA022	201 to 213 mm	30 mm
302CA005	60 to 63 mm	20 mm	302CA023	214 to 226 mm	30 mm
302CA006	64 to 67 mm	20 mm	302CA024	227 to 239 mm	30 mm
302CA007	68 to 73 mm	25 mm	302CA025	240 to 252 mm	30 mm
302CA008	74 to 79 mm	25 mm			



HOSE CLAMPS TYPE S

Steel galvanized, chromated
ISO 9001

Part No	dimension	band width	Part No	dimension	band width
302BA201	6 mm	7 mm	302BA211	16 mm	9 mm
302BA202	7 mm	7 mm	302BA212	17 mm	9 mm
302BA203	8 mm	7 mm	302BA213	18 mm	9 mm
302BA204	9 mm	9 mm	302BA215	19 mm	9 mm
302BA205	10 mm	9 mm	302BA216	20 mm	9 mm
302BA206	11 mm	9 mm	302BA217	21 mm	12 mm
302BA207	12 mm	9 mm	302BA218	22 mm	9 mm
302BA208	13 mm	9 mm	302VU051	18 mm	12 mm
302BA209	14 mm	9 mm	302CA053	22 mm	13 mm
302BA210	15 mm	9 mm	302CA052	25 mm	15 mm



HOSE CLAMPS TYPE PEBRA

Steel galvanized
Band width 14,3mm
SW 8mm
ISO 9001

Part No	clamp range	Part No	clamp range
301CA001	11 to 20 mm	301CA005	70 to 90 mm
301CA008	16 to 27 mm	301CA013	80 to 100 mm
301CA002	20 to 32 mm	301CA006	90 to 110 mm
301CA009	25 to 40 mm	301CA014	100 to 120 mm
301CA010	30 to 45 mm	301CA007	110 to 130 mm
301CA003	32 to 50 mm	301CA015	120 to 140 mm
301CA011	40 to 60 mm	301CA016	130 to 150 mm
301CA004	50 to 70 mm	301CA017	140 to 160 mm
301CA012	60 to 80 mm	301CA018	150 to 170 mm



HOSE CLAMPS TYPE TORRO

Band stainless steel
 Screw steel galvanized
 SW 6 mm
 ISO 9001

Part No	Clamp range	band width
302BA113	7 to 11 mm	5 mm
302BA109	8 to 12 mm	7,5 mm
302BA101	8 to 16 mm	9 mm
302BA102	12 to 20 mm	9 mm
302BA103	16 to 25 mm	9 mm
302BA104	20 to 32 mm	9 mm
302BA105	25 to 40 mm	9 mm
302BA106	32 to 50 mm	9 mm
302BA107	50 to 70 mm	9 mm
302BA108	40 to 60 mm	9 mm
302BA110	60 to 80 mm	9 mm
302BA111	70 to 90 mm	9 mm
302BA112	80 to 100 mm	9 mm



HOSE CLAMPS TYPE TORRO S

Steel, galvanized
 SW 6mm
 ISO 9001


Part No	Clamp range	band width
302BA120	16 to 27 mm	12 mm
302BA121	20 to 32 mm	12 mm
302BA122	25 to 40 mm	12 mm
302BA133	30 to 45 mm	12 mm
302BA123	35 to 50 mm	12 mm
302BA124	40 to 60 mm	12 mm
302BA125	50 to 70 mm	12 mm
302BA126	60 to 80 mm	12 mm
302BA127	70 to 90 mm	12 mm
302BA128	80 to 100 mm	12 mm
302BA129	90 to 110 mm	12 mm
302BA134	100 to 120 mm	12 mm
302BA130	110 to 130 mm	12 mm
302BA131	120 to 140 mm	12 mm
302BA132	130 to 150 mm	12 mm
302BA135	140 to 160 mm	12 mm
302BA136	150 to 170 mm	12 mm
302BA137	160 to 180 mm	12 mm
302BA138	170 to 190 mm	12 mm



HOSE CLAMPS ASSORTED BOX

Part No	content	Quantity
302BA999	8-12 band width 9	10
	10-16 band width 9	10
	12-22 band width 9	20
	20-32 band width 9	20
	25-40 band width 9	15
	40-60 band width 9	10
	Screwdriver	1

302BA995 Screwdriver 7mm



PIPE CLAMPS

W1, steel, galvanized with rubber extrusion
ISO 9001

Part No	OD tube mm	band width mm	screw Ø mm
303CA001	4	9	4
303CA002	5	9	4
303CA003	6	9	4
303BA051	6	12	5
303CA027	6	15	6
303CA004	8	9	4
303BA052	8	12	5
303BA059	8	15	6
303BA066	8	20	8
303CA005	9	9	4
303BA060	9	12	5
303VU006	10	12	5
303CA028	10	15	6
303BA058	10	20	8
303VU007	12	15	6
303BA053	12	12	5
303VU008	14	15	6
303BA061	15	12	5
303VU009	15	15	6
303BA054	15	20	8
303CA010	16	20	8
303CA011	16	20	10
303BA055	16	15	6
303VU011	18	20	8
303BA056	18	15	6
303CA029	20	15	6
303VU012	20	20	8
303CA013	22	20	8
303BA057	22	15	6
303CA031	22	25	10
303BA062	25	15	6
303CA014	25	20	8
303CA030	25	25	10
303CA015	28	20	8
303BA063	30	15	6
303CA016	30	20	8
303CA017	32	20	8
303CA018	34	20	8
303BA064	35	15	6
303CA019	35	20	8
303CA020	38	20	8
303BA065	40	15	6
303CA021	40	20	8
303CA034	41	25	10
303CA022	45	20	8
303CA023	50	20	8
303CA035	50	25	10
303CA024	55	20	8
303CA036	55	25	10
303CA025	60	20	8
303CA032	60	25	8
303CA033	70	15	8
303CA037	70	25	10



PIPE CLAMPS ASSORTED BOX

Part No	content	Quantity
802BA009	6-12	20
	8-12	20
	10-12	20
	12-12	20
	12-15	15
	14-15	10
	15-15	10
	15-20	6
	16-15	10
	18-15	10
	18-20	5
	20-20	5



CABLE TIES

In accordance with UL 94V - 2

Material PA66 black
 Temperature -40° to + 85° C
 Stability against oil grease and fuel
 ISO 9001

Part No	Lentgh/mm	Width/mm
304CA001	100	2,5
304CA002	140	3,6
304CA003	200	4,8
304CA004	300	4,8
304CA005	368	4,8
304CA006	368	7,6
304CA007	540	8



Superior range in accordance with UL 94V - 2 et UL 94HB

Material PA66 UV stabilized
 Temperature -40° to + 85° C
 Very good stability UV , oil grease, lubricants, aliphatic and aromatic hydrocarbons
 ISO 9001

Part No	Lentgh/mm	Width/mm
304CA031	142	3,6
304CA032	188	4,8
304CA033	292	4,8
304CA034	368	4,8
304CA035	368	7,6

DETACHABLE MODEL

304CA041	172	4,6
304CA042	280	4,6
304CA043	376	7,6



CABLE TIES ASSORTED BOX

Part No	content	
304CA999 1650 pieces	qty 400	98 x 2,5
	qty 300	200 x 2,6
	qty 400	140 x 3,6
	qty 200	200 x 3,6
	qty 200	178 x 4,8
	qty 75	285 x 9
	qty 75	375 x 9



RETAINING RINGS "OUTSIDE" ASSORTED BOX

Part No	content	Quantity
806BA007	8 mm	50
	10 mm	50
	12 mm	30
	14 mm	25
	15 mm	25
	16 mm	20
	17 mm	20
	18 mm	20
	20 mm	10
	22 mm	10
	24 mm	10
	25 mm	10
	26 mm	10
	28 mm	6
	30 mm	6
	32 mm	6
	34 mm	6
	35 mm	6



RETAINING RINGS "INSIDE" ASSORTED BOX

Part No	content	Quantity
806BA009	8 mm	50
	10 mm	50
	12 mm	30
	14 mm	25
	15 mm	25
	16 mm	20
	17 mm	20
	18 mm	20
	20 mm	10
	22 mm	10
	24 mm	10
	25 mm	10
	26 mm	10
	28 mm	6
	30 mm	6
	32 mm	6
	34 mm	6
	35 mm	6



BONNET CONNECTION

Part No

309CA100

High : 12 cm




BOBBINS type APA

Material : Rubber, steel

Temperature : - 30° C to + 70° C

DIN 7715 M3


Part No	Ø mm	H/mm	Thread	L
SL201010	16	10	M5	12
SL201110	16	15	M5	12
SL201210	16	20	M5	12
SL201410	20	8,5	M6	16
SL201510	20	15	M6	16
SL201610	20	20	M6	16
SL201710	20	25	M6	16
SL201810	20	30	M6	16
SL201910	25	10	M8	20
SL202010	25	15	M8	20
SL202110	25	22	M8	20
SL202210	25	25	M8	20
SL202310	25	30	M8	20
SL202410	25	40	M8	20
SL2002510	30	15	M8	23
SL202610	30	22	M8	23
SL202710	30	30	M8	23
SL202810	30	40	M8	23
SL122293	40	40	M8	25
SL202910	40	20	M10	25
SL203010	40	28	M10	25
SL203110	40	35	M10	25
SL203210	40	40	M10	25
SL203310	40	45	M10	25
SL203410	50	25	M10	25
SL203510	50	35	M10	25
SL203610	50	45	M10	25
SL203710	60	25	M10	25
SL203810	60	36	M10	25
SL203910	60	45	M10	25
SL204010	70	35	M10	25
SL204110	70	50	M10	25
SL204210	70	70	M10	25
SL204310	80	30	M14	35
SL204410	80	40	M14	35
SL204510	80	70	M14	35
SL204610	80	80	M14	35



BOBBINS Type A

Material : rubber, steel
 Temperature : - 40° C to + 70° C
 DIN 7715 M3

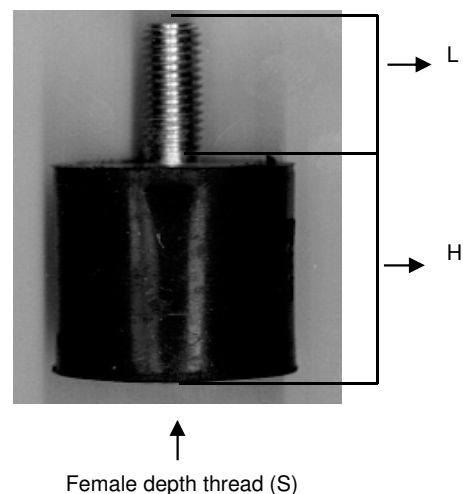
Part No	Ø mm	H/mm	Thread	L
1220015003	6	7,0	M3	6
SL205303	8	8,0	M3	6
SL205203	10	8,0	M4	10
SL205403	15	8,0	M4	10
SL205503	15	15,0	M4	13
SL201210	15	20,0	M5	12
1220015703	15	30,0	M4	13
SL204003	18	8,5	M6	18
SL205803	20	15,0	M6	15
SL205903	20	20,0	M6	15
SL206003	20	25,0	M6	16,5
SL206503	25	10,0	M6	18
SL206603	25	15,0	M6	18
SL206703	25	20,0	M6	18
SL206803	25	30,0	M6	18
SL204103	30	15,0	M8	20
SL206903	30	20,0	M8	20
SL207003	30	30,0	M8	20
SL120193	40	20,0	M8	20
SL207103	40	30,0	M8	23
SL207203	40	40,0	M8	23
SL207503	50	20,0	M10	28
SL203410	50	24,0	M10	28
SL207603	50	30,0	M10	28
SL204303	50	40,0	M10	28
SL207703	50	45,0	M10	28
SL208003	70	45,0	M10	30
SL204503	75	25,0	M12	37
SL208103	75	40,0	M12	37
1220018203	75	50,0	M12	37
SL208303	75	55,0	M12	37
1220018903	100	30,0	M16	45
SL219003	100	40,0	M16	45
1220019103	100	55,0	M16	45
SL203443	100	60,0	M16	45



BOBBINS Type APB

Material : rubber, steel
 Temperature : - 30° C to + 70° C
 DIN 7715 M3

Part No	Ø mm	H/mm	thread	L	S
SL222010	16	10	M5	12	3
SL222110	16	15	M5	12	3
SL222510	16	20	M5	12	3
SL222310	16	25	M5	12	3
SL221510	20	15	M6	16	4
SL221610	20	20	M6	16	4
SL221710	20	25	M6	16	4
SL2021810	20	30	M6	16	4
SL228110	25	22	M8	20	6
SL228210	25	25	M8	20	6
SL228310	25	30	M8	20	6
SL222410	25	40	M8	20	6
SL228510	30	15	M8	23	6
SL222610	30	22	M8	23	6
SL222710	30	30	M8	23	6
SL222810	30	40	M8	23	6
SL222910	40	20	M10	25	8
SL223010	40	28	M10	25	8
SL223110	40	35	M10	25	8
SL223210	40	40	M10	25	8
SL223310	40	45	M10	25	8
SL223510	50	35	M10	25	8
SL223610	50	45	M10	25	8
SL223810	60	36	M10	25	8
SL223910	60	45	M10	25	8
SL224010	70	35	M10	25	9
SL224110	70	50	M10	25	9
SL224210	70	70	M10	25	9
SL224410	80	40	M14	35	12
SL224510	80	70	M14	35	12
1220024610	80	80	M14	35	12

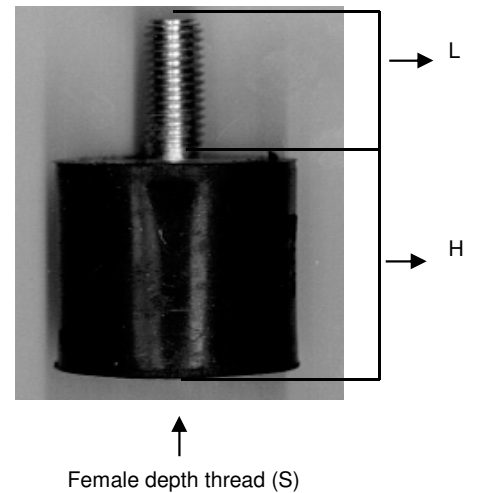


BOBBINS Type B

Material : rubber, steel
Temperature : - 40° C to + 70° C

DIN 7715 M3


Part No	Ø mm	H/mm	Thread	L	S
SL225803	8	8	M3	6	3
1220025103	10	8	M4	10	4
1220025203	10	10	M4	10	4
SL225303	15	15	M4	13	4,5
1220025403	15	20	M5	12	4,5
1220025503	15	30	M4	13	4,5
SL221510	20	15	M6	15	4,5
SL221610	20	20	M6	15	4,5
SL225803	20	25	M6	18	6
SL226003	25	15	M6	18	6
SL226610	25	20	M6	18	6
SL226203	25	30	M6	18	6
SL226403	30	20	M8	16	6
SL226503	30	30	M8	20	7
SL222810	30	40	M8	23	7
SL226603	40	30	M8	23	7
SL226803	40	40	M8	23	7
SL227003	50	20	M10	28	9
SL227103	50	30	M10	28	9
SL224103	50	34	M10	28	9
SL224203	50	40	M10	28	9
SL223610	50	45	M10	28	9
SL224303	50	50	M10	28	9
1220027503	70	45	M10	30	9
SL227603	75	40	M12	37	11,5
1220024403	75	50	M12	37	11,5
SL227703	75	55	M12	37	11,5
SL224403	100	40	M16	45	17,5
1220028103	100	55	M16	45	17,5
1220028203	100	60	M16	44	17,5



BOBBINS Type APC

Material : rubber, steel
Temperature : - 30° C to + 70° C
DIN 7715 M3


Part No	Ø mm	H/mm	Fem. Thread	S
1220031010	16	10	M5	3
1220031110	16	15	M5	3
SL231210	16	20	M5	3
SL221310	16	25	M5	3
SL231510	20	15	M6	4
SL231610	20	20	M6	4
SL231710	20	25	M6	4
SL231810	20	30	M6	4
SL232110	25	22	M8	6
SL232210	25	25	M8	6
SL232310	25	30	M8	6
SL232410	25	40	M8	6
SL232610	30	22	M8	6
SL232710	30	30	M8	6
SL232810	30	40	M8	6
SL233010	40	28	M10	8
SL233110	40	35	M10	8
SL233210	40	40	M10	8
SL233310	40	45	M10	8
SL233510	50	35	M10	8
SL237003	50	45	M10	8
SL233810	60	36	M10	8
SL233910	60	45	M10	8
SL234010	70	35	M10	9
SL234110	70	50	M10	9
SL234210	70	70	M10	9
SL234410	80	40	M14	12
SL234510	80	70	M14	12
1220034610	80	80	M14	12



BOBBINS Type C


Material : rubber, steel
Temperature : - 40° C to + 70° C
DIN 7715 M3

Part No	Ø mm	H/mm	Fem. Thread	S
SL235003	10	10	M4	3
1220035103	13	26	M4	3
SL235203	15	15	M4	3
1220035403	20	15	M6	6
SL231610	20	20	M6	6
SL231710	20	25	M6	6
SL236003	30	20	M8	8
SL236103	30	30	M8	8
SL232810	30	40	M8	8
SL236503	40	30	M8	8
SL236603	40	40	M8	8
SL236803	50	30	M10	10
SL236903	50	40	M10	10
SL237003	50	45	M10	10
SL234003	50	50	M10	10
SL237103	70	45	M10	10
SL234103	75	50	M12	12
SL237203	75	55	M12	12
1220037503	100	55	M16	16
1220034203	100	60	M16	16
SL237603	100	75	M16	16
1220037803	150	55	M16	16
SL234303	150	75	M20	17
1220037903	150	75	M16	16
122003803	200	100	M20	17



Materiau : rubber, steel
 Temperature : - 30° C to + 70° C
 DIN 7715 M3

Par number	Ø mm	H/mm	Thread	L
1220040203	15	15,0	M4	13
SL241010	16	10	M5	12
SL241110	16	15	M5	12
SL241210	16	20	M5	12
SL241310	16	25	M5	12
SL241410	20	8,5	M6	16
SL244403	20	13,5	M6	18
SL241510	20	15	M6	16
SL241610	20	20	M6	16
SL241710	20	25	M6	16
1220040603	25	13	M6	18
SL226103	25	17	M6	18
SL241810	20	30	M6	16
SL241910	25	10	M8	20
SL242010	25	15	M8	20
SL246010	25	19	M8	20
SL242110	25	22	M8	20
SL242210	25	25	M8	20
SL242310	25	30	M8	20
SL242410	25	40	M8	20
SL242510	30	15	M8	23
SL200803	30	17	M8	20
SL242610	30	22	M8	23
SL200903	30	28	M8	20
SL242710	30	30	M8	23
SL242810	30	40	M8	23
SL244003	40	28	M8	23
SL242910	40	20	M10	25
SL243010	40	25	M10	25
SL243110	40	35	M10	25
SL243210	40	40	M10	25
SL243310	40	45	M10	25
SL241103	50	21	M10	28
SL243410	50	25	M10	25
SL241203	50	28	M10	28
SL243510	50	35	M10	25
SL243610	50	45	M10	25
SL243709	50	60	M10	25
SL243710	60	25	M10	25
SL243810	60	36	M10	25
SL243910	60	45	M10	25
1220041303	62,5	45	M12	28
SL244010	70	35	M10	25
SL244110	70	50	M10	25
SL244210	70	70	M10	25
SL241403	75	25	M12	28
1220046110	80	25	M14	35
SL244310	80	30	M14	35
SL244410	80	40	M14	35
SL244510	80	70	M14	35
1220044610	80	80	M14	35
1220041503	100	40	M16	44




BOBBINS Type E

Material : rubber, steel
Temperature : - 40° C to + 70° C
DIN 7715 M3

Part No	Ø mm	H/mm	Fem Thread	S
1220050203	15	15,0	M4	4
SL250603	20	13,5	M6	6
SL250703	25	17,0	M6	6
SL250803	30	15,0	M8	8
SL250903	40	27,0	M8	8
SL251003	40	28,0	M8	8
SL251103	50	21,0	M10	10
SL251403	75	25,0	M12	12
1220051703	100	40,0	M16	16
SL251803	150	75,0	M20	17
1220051903	200	100,0	M20	17


Male thread (G) + (S) female depth thread



BOBBINS Type APA DIABOLO

Material : rubber, steel
 Temperature : - 30° C to + 70° C
 DIN 7715 M3

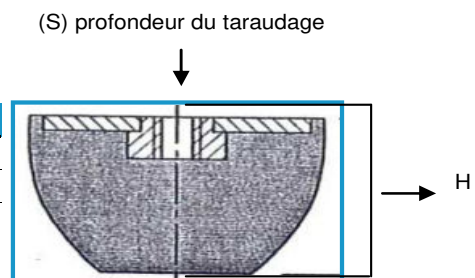
Part No	Ø mm	H/mm	Thread	L
SL291010	20	19	M6	15
SL291110	40	28	M10	25
SL291210	60	44	M8	22
SL291410	60	60	M10	25
SL291510	80	70	M14	37
SL291610	95	76	M16	47



BOBBINS TYPE KE

Material : rubber, steel
 Temperature : - 40° C to + 50° C
 DIN 7715 M3


Part No	Ø mm	H/mm	Thread	S
SL201203	50	35	M10	10
SL201403	80	60	M12	12
SL201603	120	75	M16	16



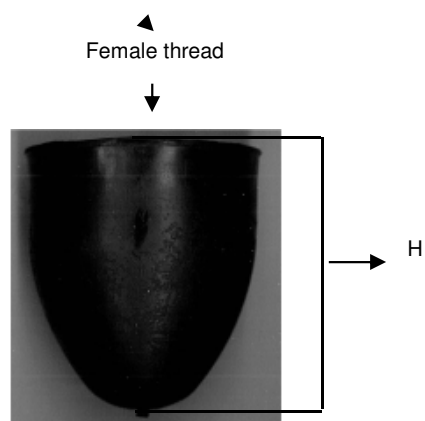
BOBBINS

Material : rubber, steel
 Temperature : - 30° C to + 70° C
 DIN 7715 M3

Part No	Ø mm	H/mm	Thread	L
SL211010	25	19	M8	19
SL211411	30	30	M6	16
SL211110	30	30	M8	12
SL211310	50	58	M8	19
SL211410	50	64	M8	19
SL211510	72	58	M12	37
SL122610	95	80	M16	47
1220554203	50	60	M8	26
1220554303	50	67	M8	36
1220554403	95	83	M16	47
1220102003	20	24	M6	18
SL212203	30	36	M8	20
SL211603	75	78	M12	37
1220102803	115	136	M16	45



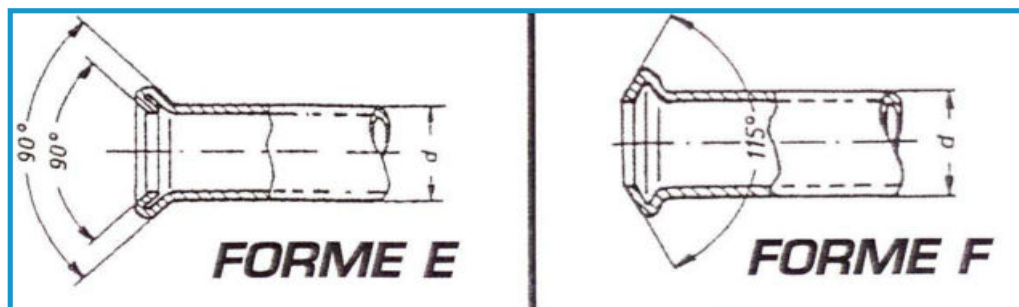
Part No	Ø mm	H/mm	Fem thread	L
SL115008	25	19	M8	20
SL115009	30	30	M6	16
SL115010	50	50	M8	20
SL115011	50	64	M8	35
SL115012	50	58	M8	20
SL115014	72	58	M12	30
SL115015	95	80	M16	45





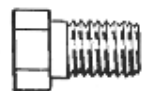
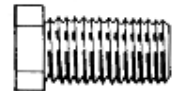
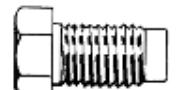
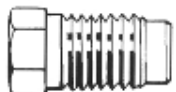

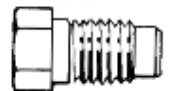
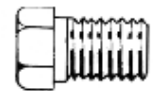
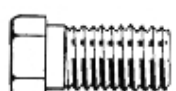
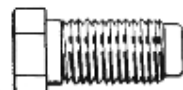

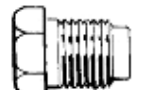
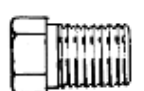

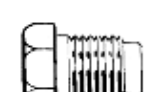
BRAKE PIPE

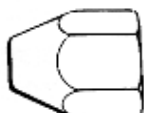
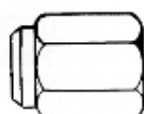

* MALE / FEMALE PIPE NUTS	→ pages 83 to 86
* FEMALE NUTS	
* MALE / FEMALE CONNECTORS	
* BLEED SCREWS	
<hr/>	
* Tubing : STEEL - STEEL ZN	page 87
<hr/>	
* Tubing : CUPRO/NICKEL AND COPPER	page 87
<hr/>	
* Brake pipe 10 bars	page 86
<hr/>	
* Tool bending system	page 88
<hr/>	
* Assorted box	page 86
<hr/>	
* Flaring tool	page 89

FLARE

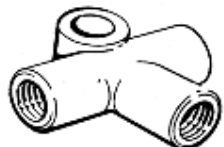
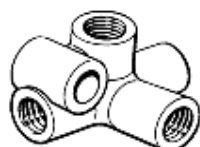


MALE / FEMALE PIPE NUTS FOR 4,75MM TUBE



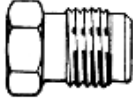
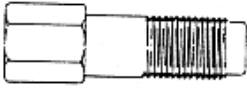
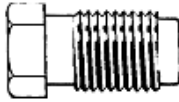
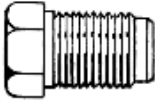
Part No	Thread	Tube Ø 4,75 mm
905LA001	FLARE F 3/8 x 24 TPI	
905LA002	FLARE F 3/8 x 20 TPI	
905LA017	FLARE F 3/8 x 24 TPI short model	
905LA013	FLARE F 3/8 x 24 TPI long model	
905LA010	FLARE F 7/16 x 24 TPI	
905LA018	FLARE F 7/16 x 20 TPI	
905LA044	FLARE E 1/2 20 TPI	
905LA003	FLARE F M10 x 1,25 long model	
905LA015	FLARE F M10 x 1,25 short model	
905LA011	FLARE F M10 x 1,25	
905LA012	FLARE F M10 x 1 long model	
905LA008	FLARE F M10 x 1 long model	
905LA005	FLARE F M10 x 1 short model	
905LA009	FLARE F M10 x 1	
905LA007	FLARE F M12 x 1	
905LA004	FLARE E M10 x 1 length 16 mm	

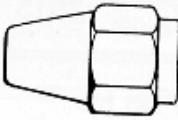
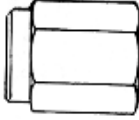
Part No	Female thread	Tube Ø 4,75 mm
905LA023	3/8 x 24 TPI	
905LA022	M10 x 1	
905LA027	M12 x 1	

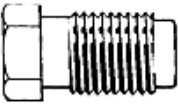
3 OR 4 WAY

Part No	Female thread	
905LA020	CONCAVE 3/8 x 24 TPI	FLARE F
905LA0201	CONVEX	FLARE E
905LA021	FLARE F M10 x 1	
905LA041	FLARE F M10 x 1,25	
905LA042	FLARE F M12x1	
905LA025	FLARE F 3/8 x 24 TPI	
905LA028	FLARE F M10 x 1	


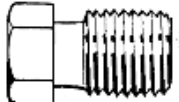
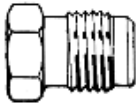
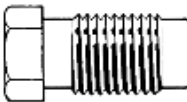
MALE / FEMALE PIPE NUTS FOR 6MM AND 6,35MM (1/4") TUBE

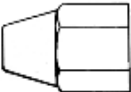
Part No	Thread	Tubes Ø 6,35 mm + 6 mm
905LA101	FLARE F 7/16 x 20 TPI	
905LA102	FLARE F 1/2 x 20 TPI	
905LA104	FLARE F 1/2 x 20 TPI short model	
905LA105	FLARE E M12 x 1	
905LA006	FLARE E M12 x 1 lengthr 20mm	
905LA103	FLARE F M12 x 1	

Part No	Female thread	Tube Ø 6,35 mm
905LA107	7/16 x 20 TPI	
905LA108	M12 x 1	


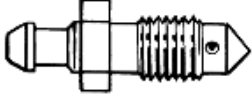
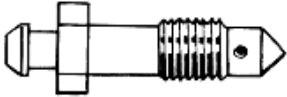
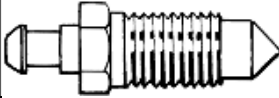
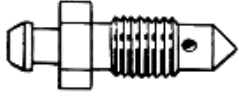
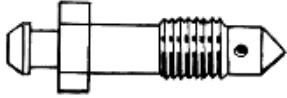


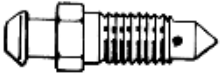
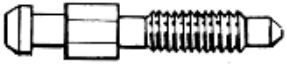
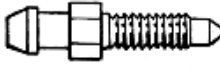
Part No	Thread	Tube Ø 6 mm
905LA106	FLARE F M14x1,5	

MALE/FEMALE PIPE NUTS FOR 8MM TUBE

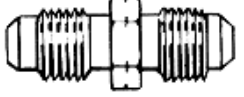
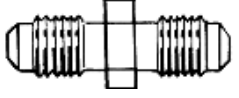





Part No	Thread	Tube Ø 8 mm
905LA026	FLARE F 1/2 x 20 TPI	
905LA029	FLARE F 1/2 x 20 TPI short model	
905LA030	FLARE F 1/2 x 20 TPI	
905LA130	FLARE F M14 x 1,5	

Part No	Female thread	Tube Ø 8 mm
905LA036	1/2 x 20 TPI	

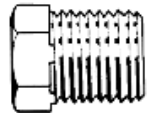
BLEED SCREWS

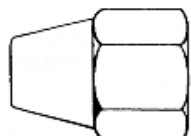
Part No	Thread	
905LA150	1/4 x 28 TPI length 1 1/8"	
905LA152	3/8 x 24 TPI length 1 1/4"	
905LA154	3/8 x 24 TPI length 1 3/4"	
905LA155	7/16 x 20 TPI length 1 7/16"	
905LA151	M10 x 1 length 1 1/16"	
905LA158	M10 x 1 length 1 7/16"	
905LA159	M10 x 1 short model	
905LA163	M8 x 1,25	
905LA164	M7 x 1	
905LA165	M6 x 1 long model	
905LA166	M6 x 1 short model	

MALE / FEMALE CONNECTORS

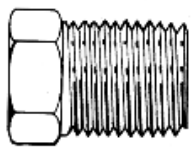
Part No	Male / female thread	
905LA034	M10 x 1 for 3/16" (4,75) tube	
905LA035	3/8 x 24 TPI for 3/16" (4,75) tube	
905LA153	FLARE F 3/8 x 24 TPI for 3/16" (4,75) tube	
905LA156	FLARE F M10 x 1	
905LA019	FLARE E M10 x 1 length 25mm	
905LA109	FLARE E M12 x 1 length 29 mm	
905LA043	FLARE F M12 x 1 length 26 mm	
905LA024	FLARE F M10 x 1 length 25 mm	

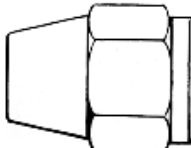
MALE / FEMALE PIPE NUTS FOR 9,52MM TUBE

Part No	Thread	Tube Ø 9,52 mm
905LA037	FLARE E 5/8 x 18 TPI	

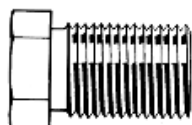
Part No	Female thread	Tube Ø 9,52 mm
905LA038	5/8 x 18 TPI	

MALE / FEMALE PIPE NUTS FOR 12,7MM TUBE


Part No	Thread	Tube Ø 12,7 mm
905LA032	FLARE F 3/4 x 16 TPI	

Part No	Female thread	Tube Ø 12,7 mm
905LA033	3/4 x 16 TPI	


MALE PIPE NUT FOR 10MM TUBE

Part No	Thread	Tube Ø 10 mm
905LA031	FLARE F M16 x 1,5mm	

MALE CITROEN FITTINGS

Part No	Thread	Ø	
905LA050	M8x1,25 - FLARE F	3,5 mm	
905LA051	M9x1,25 - FLARE F	4,5 mm	
905LA052	M12x1,25 - FLARE F	6,35 mm	

PLASTIC CLIP


Part No	For tube Ø	
905LA200	4,75	
905LA201	6,35	
905LA202	8	

SEAL FOR CITROEN FITTING

Part No	Description	Part No	Description
905LA053	LHM 3,5	905LA056	Lookheed 3,5
905LA054	LHM 4,5	905LA057	Lookheed 4,5
905LA055	LHM 6,35	905LA058	Lookheed 6,35

PIPE NUTS ASSORTED BOX

Part No	content	
905LA999	905LA017 x 10	905LA007 x 10
	905LA015 x 10	905LA006 x 10
	905LA014 x 10	905LA005 x 10
	905LA013 x 10	905LA004 x 10
	905LA009 x 10	905LA003 x 10
	905LA008 x 10	905LA001 x 10



STRAIGHT CONNECTORS

Part No	Ø	Material
100VU041	4	Brass
100VU042	5	Brass
100VU043	6	Brass
100VU044	8	Brass
220EB046	1/8" (3,17)	Brass
220EB047	5/32" (3,97)	Brass
220EB041	3/16" (4,75)	Brass
220EB040	1/4" (6,35)	Brass
220EB042	3/8" (9,52)	Brass
220EB043	1/2" (12,7)	Brass
220EB044	5/8" (15,85)	Brass

Citröen Sizes		
220EB081	3,5	Brass
100VU040	4,5	Brass




STEEL TUBE

DIN 74234

Length : 32 meters

Part No	OD
904LA011	4,75
904LA014	6,35
904LA015	9,52
904LA012	6
904LA013	8
904LA010	4,75 PVF COATED



CUPRO NICKEL BRAKE PIPE

SAE J527 - BS2871 - ASTM A254

90% CU + 10% Ni

Length : 7,5 meters

Part No	OD
218EB011	4,75 (3/16)
218EB012	6,35 (1/4)
218EB013	4,75 (3/16) →
218EB010	4,75 →
218EB014	9,52 (3/8)
218EB015	12,7 (1/2)
218EB021	6
218EB022	8
218EB023	10
218EB024	12

Length : 50 meters
Length : 5 meters




SOFT COPPER TUBE

SAE J527 - BS2871 - ASTM A254

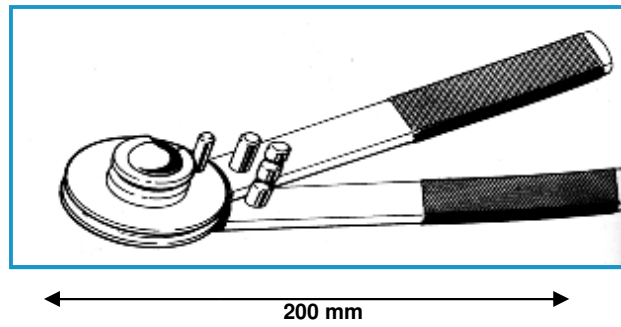
Part No	OD	Pressure	Length
218EB031	4,75 (3/16)	258	10 m
218EB038	4,75 (3/16)	258	20 m
218EB036	4,75 (3/16")	258	50 m
218EB032	6,35 (1/4")	184	10 m
218EB039	6,35 (1/4")	184	50 m
218EB033	7,94 (5/16)	143	7,5 m
218EB034	9,52 (3/8)	117	7,5 m
218EB035	12,7 (1/2)	110	7,5 m
218EB046	1,7 x 3,5 *		10 m
218EB019	1,7 x 3,5 *		5 m
218EB047	2,7 x 4,5 *		10 m
218EB020	2,7 x 4,5 *		5 m
218EB041	4	258	7,5 m
218VU002	5	167	5 m
218VU101	5		5 m
218EB040	6		5 m
218EB042	6	197	10 m
218VU103	6	197	50 m
218EB043	8	143	10 m
218EB044	10	117	7,5 m
218EB045	12	110	10 m

* Citroën size



BENDING TOOL for copper and steel tube

Part No	Ø
950MA312	4,75 - 6 - 6,35 (3/16" à 1/4")



BENDING TOOL for copper and steel tube

Part No	Ø
950MA421	Ø 6 to 18 mm



FLARING TOOL

Part No

950MA311 could be used directly of the truck


content : cones, cam followers and a tube cutter
For tube sized in (E-F forms) :

4,75 - 5 - 6 - 8 - 9 - 10
3/16" - 1/4" - 5/16" - 3/8"

content

1 x tube cutter
1 x pipe deburring
1 x flaring tool
2 x clamping jaws
1 x metrical adaptor
1 x imperial adaptor
1 x cone for flare E

1 x cone in 4,75
1 x cone in 5
1 x cone in 6
1 x cone in 8
1 x cone in 9
1 x cone in 10
1 x cone in 3/16"
1 x cone in 1/4"
1 x cone in 5/16"
1 x cone in 3/8"




Part No

950MA396 To be fixed in a bench vice
For tube sized in (E-F) :

4,75 - 6,35 - 3,5 - 4,5
3/16" - 1/4"

Delivered in a box



FLARING TOOL (IN BOX)

Only for an occasional use

Part No

950MA394 could be used directly of the truck

content : cam followers, jaws and a tube cutter
for tube sized in (E-F forms) :

4,75 - 5 - 6 - 6,35 - 8 - 9 - 10
3/16" - 1/4" - 5/16" - 3/8" - 7/16" - 1/2" - 5/8"



AUTOMATIC FLARING TOOL

Part No

950MA395

content : cam followers and jaws
For tube sized in (E-F forms) :

4,75 - 6,35 - 6 - 8
3/16" - 1/4" - 5/16" - 3/8"




ELECTRONIC BRAKING SYSTEMS

PU SPIRAL CONNECTING CABLE 24V

Length : 4 m
 cable cross-section : 6x1,0mm² and 1x2,0mm²

Part No	description
700DA001	2 gated plastic plugs 24N
700DA002	2 screwed metal plugs 24N
700DA017	2 screwed metal plugs 24N long length 6 - 7 m
700DA006	2 gated plastic plugs 24S
700DA007	2 screwed metal plugs 24S
700DA018	2 screwed metal plugs 24S long length 6 - 7 m
700DA014	without plug (7 m)
700DA009	15 poles (13) + (2x7 poles) (3,5 m)
700DA012	2 plugs - 15 poles



SHORT ADAPTER

Part No	Description
703DA021	(15 pole socket 2x7 pole)
	→



ABS - 5 POLE COILED CABLE


ABS-EBS - 7 POLE COILED CABLE

Part No	description
703DA001	length : 4m
703DA002	length : 6m




CRIMPING TOOL

Part No
702DA021




REMOVE TOOL for contact sleeves

Part No
702DA022




PLUGS AND SOCKETS 24V


Part No	Description	
Plug		
700DA021	24N screw terminals	
700DA023	24N flat plugs 6,3mm	
700DA022	24S screw terminals	
700DA024	24S flat plugs 6,3mm	

Socket		
700DA031	24N screw terminals	
700DA033	24N flat plugs 6,3mm	
700DA032	24S screw plugs	
700DA034	24S flat plugs 6,3mm	

Plug and socket			
703DA014	Socket 15 crimp-contact pins		
703DA013	Plug 15 crimp-contact pins		

Socket		
Part No	Description	
700DA101	MAN 1,0m with cable coupling and corrugated pipe	


PLUG and SOCKET 12 V

Part No	Description	
700DA035	Socket 12 V screw terminals	
700DA025	Plug 12 V screw terminals	
700DA037	Seal	

ABS and EBS PLUG

Référence	Description
701DA011	ABS 2x4mm ² -3x1,5mm ²
703DA011	EBS 7 contact sleeves

Contact sleeves for plugs	
Référence	Description
777DA670	for cable 1,5 mm ²
777DA671	for cable 6,0 mm ²
777DA673	for cable 4,0 mm ²



ABS and EBS SOCKET

Référence	Description
701DA021	ABS 2x4mm ² -3x1,5mm ²
703DA012	EBS 7 contact sleeves
701DA031	Socket for ABS plug

Contact sleeves for socket	
Référence	Description
777DA680	for cable 1,5 mm ²
777DA681	for cable 6,0 mm ²
777DA683	for cable 4,0 mm ²



Easy assembly, without specific tool.

ABS and EBS Plug

Part No	Description
703DA005	ABS 5 contact sleeves, screw terminals
703DA006	EBS 7 contact sleeves, screw terminals



ABS and EBS Socket

Part No	Description
703DA015	ABS 5 contact sleeves, screw terminals
703DA016	EBS 7 contact sleeves, screw terminals



Plug and Socket 24V 15 contact sleeves

Part No	Description
703DA007	Plug 15 contact sleeves, screw terminals
703DA017	Socket 15 contact sleeves, screw terminals



ABS CABLE




Part No	Description
702DA031	Cable Ø 12,1 mm 2x4,0 mm ² - 3x1,5 mm ² - 2x1,5 mm ² 7 leads
702DA032	Cable Ø 12,1 mm 2x6,0 mm ² - 3x1,5 mm ² 5 leads



WIRING CONNECTION BOX

Part No	Description
704DA001	4 connections 2x2 (a) L 120 mm - l 69 mm - h 30 mm
704DA005	4 connections ADR (b) L 155 mm - l 93 mm - h 55 mm
704DA002	6 connections (2x2)+(2x1) (c) L 120 mm - l 69 mm - h 30 mm
704DA004	8 connections ADR (d) L 190 mm - l 135 mm - h 80 mm
704DA003	16 connections (e) L 167 mm - l 157 mm - h 99 mm

ADR = EXPLOSION - PROOF



CABLE COUPLING

For wiring connection box

Part No	For Ø cable
704DA011	3,5 to 8 mm
704DA012	4 to 10 mm
704DA013	5 to 12 mm
704DA014	9 to 14 mm
704DA015	13 to 18 mm



PROTECTING SHEAT PA 12

Part No	Ø mini - Ø maxi
903LA201	9 to 16
903LA206	12 to 16
903LA202	13 to 20
903LA203	15 to 26
903LA204	20 to 23
903LA205	25 to 42

Other size on request




PROTECTING SHEATH

Steel

Part No	ID	Length (meter)
903LA252	10,0	5
903LA253	12,5	5
903LA254	14,5	5
903LA255	18,5	5
903LA251	21,0	5
903LA256	23,0	5
903LA257	26,0	5
903LA258	30,5	5
903LA259	33,0	5
903LA260	37,0	5
903LA261	41,0	5
903LA262	47,0	5
903LA263	52,0	5
903LA264	58,5	5
903LA265	69,5	5





CORRUGATED PIPE PE-LD

(not slotted)

Part No	ID	OD	Length	Nominal Ø
902LA001	6,5	9,9	50 m	7,5
902LA002	8,3	11,4	50 m	8,5
902LA003	9,7	12,7	50 m	10
902LA004	12,4	15,8	50 m	13
902LA005	16	20,9	50 m	17
902LA006	21	25,4	50 m	22
902LA007	25,5	31,0	50 m	26
902LA008	28,5	33,8	25 m	29
902LA009	36,3	42,2	25 m	37

CORRUGATED PIPE ADR - PA6

(not slotted)

Part No	ID	OD	Length	Nominal Ø
902GA001	6,7	10	50 m	7,5
902GA002	8,5	11,5	50 m	8,5
902GA003	9,9	13	50 m	10
902GA004	12,8	16	50 m	13
902GA005	14,2	16,5	50 m	14
902GA006	16,7	21,2	50 m	17
902GA007	21,2	25,6	50 m	22
902GA008	25,5	31,0	25 m	23
902GA009	28,2	34,0	25 m	26
902GA010	28,2	34,0	50 m	29
902GA011	35,9	41,6	50 m	36

CORRUGATED PIPE PA6

(double slotted)

Part No	ID	OD	Length	Nominal Ø
902LA011	8,9	13,6	50 m	10
902LA012	12,9	18,7	50 m	14
902LA013	19,8	25,9	50 m	20
902LA014	23,7	31,3	50 m	23
902LA015	31,7	41,9	25 m	37

CORRUGATED PIPE Polypropylene

(slotted)

Part No	ID	OD	Length	Nominal Ø
902LA017	6	9,2	25 m	6
902LA018	9	13,4	25 m	9
902LA019	11	16,3	25 m	11
902LA020	13	18,5	25 m	13
902LA021	16	21,2	25 m	16
902LA022	19	24,1	25 m	19

PROTECTIVE COVERS

Part No	Description
702DA520	Red protection cover, for started terminal with single connection
702DA521	Blue protection cover, for started terminal with single connection
702DA522	Red protection cover, for started terminal with single connection
702DA523	Blue protection cover, for started terminal with single connection
702DA524	Red protection cover, for started terminal with double connection
702DA525	Blue protection cover, for started terminal with double connection
702DA526	Red protection cover, for started terminal with bolt
702DA527	Blue protection cover, for started terminal with bolt



TERMINAL for cable 70 mm²

Part No	Pole
702DA511	(+)
702DA512	(-)



CABLE FOR TAILGATE

Part No	color
702DA500	black 50 mm ²
702DA501	red 50 mm ²
702DA515	black 70 mm ²
702DA516	red 70 mm ²



TERMINAL

Part No	Description
702DA502	for cable 702DA500 and 702DA501



PLUG

Part No	Description
702DA503	grey plug 175A for 50mm ² grey cable
702DA504	grey plug 175A for 50 mm ² yellow cable



COMPACT ADAPTER 12V

Part No	Description
703DA022	Traction vehicle : 7 pole socket → trailer : 13 pole plug
703DA020	Traction vehicle : 13 pole socket → trailer : 7 pole plug



LAW PRESSURE CRIMPING TOOL

Part No
618GB006


Can be use directly of the vehicle
Crimping Ø 9 to 21 mm
Length : 72 cm
Width : 27 cm
Height : 11 cm
Weight : 9 kg



ADAPTER

It makes possible for a 24 volt vehicle to tow a 12 volt trailer.

Part No	Description	
	Truck side	Trailer side
703DA030	plug 7 pole 24 volt	socket 7 plots 12 volt
703DA028	plug 7 pole 24 volt	socket 13 plots 12 volt
703DA029	plug 15 pole 24 volt	socket 13 plots 12 volt
703DA031	plug 15 pole 24 volt	socket 7 plots 12 volt



VOLTAGE CONVERTER

Continuous load 12 or 24 volt into intermittent load 220 volt.


Part No
703DA035 24 V in 220 300 W
703DA037 24 V in 220 600 W
703DA038 24 in 220 1000 W



Part No
703DA036 12 V in 220 300 W
703DA039 12 V in 220 600 W
703DA034 12V in 220V 1800 W

CIRCUIT PROTECTION 24V and 12V

Part No	Description
951MA014	Sizes : 104x61x29 mm Weight : 150 g Cable length 400 mm (2,5 mm ²)



TESTING ACCESSORIES

Part No	Description
951MA013	24 volts - 15 pole



BACK-UP ALARM 95 dB

Part No	Description
704DA050	12V - 21W - Cap : BA15s (halogen)
704DA052	24V - 21W - Cap : BA15s (halogen)
704DA051	24V - Cap : BA15s - 9 WHITE LED
704DA053	12V - Cap : BA15s - 9 WHITE LED



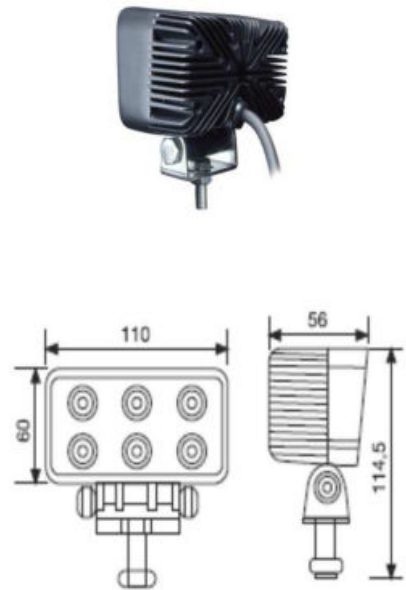
BACK-UP ALARM

Part No	Description
798DA010	12/24 VOLTS 90 db Ø40-50mm
798DA005	24 VOLTS 97 db 100x55x30

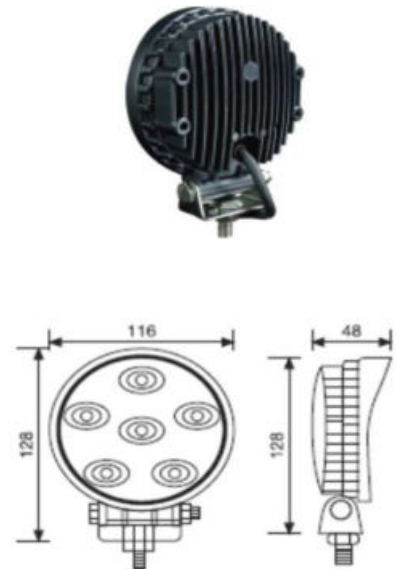


LED POSITION LAMP

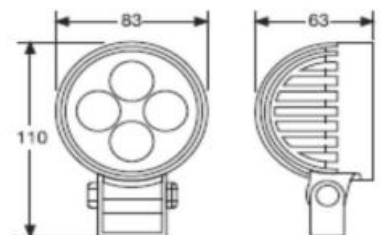
Part No	790DA001
LED POWER	18W
Lumen	1320
	12V ou 24V
	1,4A/12V 0,75A/24V
Waterproofness	IP 67
	ALU
Base	Acier inoxydable
Zone of lighting	Large
Longeviy	+ 30 000 heures



Part No	790DA002
LED POWER	18W
Lumen	1320
	12 ou 24V
	1,46A/12V 0,7A/24V
Waterproofness	IP 67
	alu
Base	Acier inoxydable
Zone of lighting	large
Longeviy	+ 30 000 heures



Référence	790DA003
LED POWER	12W
Lumen	900
	12 ou 24V
	1A/12V 0,5A/24V
Waterproofness	IP 67 RoHS CE
	alu
Base	Acier inoxydable
Zone of lighting	spot
Longeviy	+ 30 000 heures



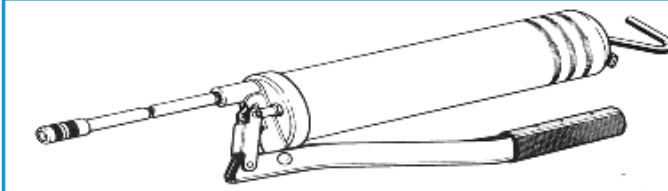
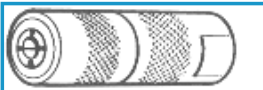

Part No	Thread size	Part No	Thread size	Part No	Thread size
45°		90°		Straight	
406BA107	6x1	406BA113	6x1	406BA101	6x1
406BA108	8x1	406BA114	8x1	406BA102	8x1
406BA124	8x1,25	406BA122	8x1,25	406BA100	8x1,25
406BA109	10x1	406BA115	10x1	406BA103	10x1
406BA126	10x1,25	406BA127	10x1,25	406BA125	10x1,25
406BA134	10x1,5	406BA137	10x1,5	406BA123	10x1,5
406BA110	12x1	406BA116	12x1	406BA104	12x1
406BA140	12x1,25	406BA131	12x1,25	406BA130	12x1,25
406BA120	12x1,5	406BA121	12x1,5	406BA119	12x1,5
406BA135	12x1,75	406BA138	12x1,75	406BA132	12x1,75
406BA111	1/8"	406BA117	1/8"	406BA105	1/8"
406BA112	1/4"	406BA118	1/4"	406BA106	1/4"
406BA136	3/8" SAE	406BA139	3/8" SAE	406BA133	3/8" SAE

Part No	Thread size
Stamp	
406BA195	6,1
406BA196	8,1
406BA197	10,1

Part No	Thread size
406BA190	6x1
extended	

Part No	Thread size
90°	
406BA128	Lg 65 mm M10x1
406BA129	Lg 42 mm M10x1

SIDE LEVER GREASE GUN and ACCESSORIES

Part No	Description
406BA000	Side lever grease gun 
406BA001	Push on connector for side lever grease gun 1/8"
406BA005	Push on connector for side lever grease gun M10x1 
406BA002	1/8" Grease flexi hose 1/8"
406BA003	Grease flexi hose 10x1 Male (2x) length 280 mm. 
406BA006	Grease flexi hose 10x1 Male (2x) length 500 mm.

GREASE NIPPLE ASSORTED BOX

Part No	content	Quantity
406BA999	Straight grease nipple 6x1	50
	Straight grease nipple 8x1	50
	Straight grease nipple 10x1	50
	Straight grease nipple 12x1	10
	Straight grease nipple 1/8"	15
	Straight grease nipple 1/4"	10
	Straight grease nipple 12x1,5	10
	Grease nipple 45° 6x1	10
	Grease nipple 45° 8x1	10
	Grease nipple 45° 10x1	10
	Grease nipple 45° 12x1	7
	Grease nipple 45° 1/8"	10
	Grease nipple 45° 1/4"	7
	Grease nipple 45° 12x1,5	7
	Grease nipple 90° 6x1	10
	Grease nipple 90° 8x1	12
	Grease nipple 90° 10x1	10
	Grease nipple 90° 12x1	7
	Grease nipple 90° 1/8"	10
	Grease nipple 90° 1/4"	6
	Grease nipple 90° 12x1,5	6




Part No	content	Quantity
406BA998	Straight grease nipple 6x1	25
	Straight grease nipple 8x1	25
	Straight grease nipple 10x1	20
	Straight grease nipple 1/8"	20
	Grease nipple 45° 6x1	15
	Grease nipple 45° 8x1	15
	Grease nipple 45° 10x1	10
	Grease nipple 45° 1/8"	10
	Grease nipple 90° 6x1	10
	Grease nipple 90° 8x1	10
	Grease nipple 90° 10x1	10
	Grease nipple 90° 1/8"	10




OIL DRAINS PLUG WITH VALVE

Thread (1)	Thread for valve connector (2)	Part No
M 12 x 1,5	M 22 x 1,5	209EB209
M 14 x 1,5	M 22 x 1,5	209EB210
M 16 x 1,5	M 22 x 1,5	209EB211
M 18 x 1,5	M 22 x 1,5	209EB200
<hr/>		
M 20 x 1,5	M 26 x 1,5	209EB206
M 22 x 1,5	M 26 x 1,5	209EB201
M 24 x 1,5	M 26 x 1,5	209EB202
M 24 x 2	M 26 x 1,5	209EB203
M 26 x 1,5	M 26 x 1,5	209EB207
M 28 x 1,5	M 26 x 1,5	209EB219
M 30 x 1,5	M 26 x 1,5	209EB204
M 30 x 2	M 26 x 1,5	209EB220
M 36 x 1,5	M 26 x 1,5	209EB212
M 38 x 1,5	M 26 x 1,5	209EB213
<hr/>		
1/4"	M 22 x 1,5	209EB214
3/8"	M 22 x 1,5	209EB215
<hr/>		
1/2"	M 26 x 1,5	209EB216
3/4"	M 26 x 1,5	209EB205
1"	M 26 x 1,5	209EB217
<hr/>		
3/4"-16 UNF	M 26 x 1,5	209EB208
1" -12 UNF	M 26 x 1,5	209EB218

Valve connector			
209EB232 elbow 90°	M 22 x 1,5	straight	209EB230
209EB233 elbow 90°	M 26 x 1,5	straight	209EB231




Closed plug with valve



Open plug with valve






Valve connector with 250mm hose



Valve connector elbow 90°


CENTRAL LUBRICATION



CAB LIFTING

High pressure hose and screws

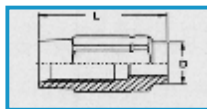
Part No	Description
Hose	
907LC100	Strong, flexible and light Inside : polyamide 11 Insert : polyester network with copper braid Temperature : - 60° C to + 100° C ID 4mm - OD 8,1mm Pressure 370 bars 20° C



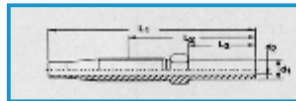
907LC110	Repairing set for cab hose content : 2x907LC101 - 1x907LC103 - 1x907LC104 Delivered in a bag
-----------------	---



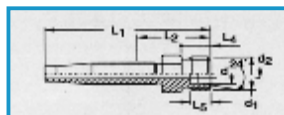
Part No	Description
Screw socket	
907LC101	D=13,3 - L=25 - SW=12



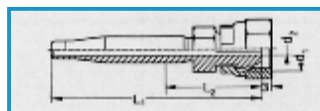
Part No	Description
Screw nipple	
907LC102	d1=6 - d2=4 - SW=10 - L1=49,5 - L2=33 - L4=20



Part No	Description
Male screw nipple	
907LC103	d=6 - d1=M12x1,5 - d2=4 - SW12 - L1=39,5 - L2 =22 - L4=10 - L5 = 7



Part No	Description
Female screw nipple	
907LC104	d1=M12x1,5 - d2=4 - SW1=10 - SW2=17 - L1=42,5 - L2=25



CENTRAL LUBRICATION COMPONENTS
for vehicle

GROENEWELD - BEKA-MAX - VOGEL - LINCOLN

Summary

Straight stud	page	103-2
Straight connector	page	103-2
Stud elbow	page	103-3
Banjo with hollow screw	page	103-3
Reducing connector	page	103-4
Reducing connector	page	103-4
Straight swivel plug	page	103-4
Elbows 45° and 90°	page	103-4
Tee	page	103-5
Male fitting and conical ring	page	103-6
Long and short straight connector	page	103-6
Bulkhead	page	103-7
Swivel elbow	page	103-7
Male fitting and conical ring for steel and copper tube	page	103-8
Tube support, barrel olive and tube nut for steel and copper tube	page	103-8
Cylindrical connector	page	103-9
Push-in fitting	page	103-10
Rotating banjo and elbow	page	103-11
Tee and side stud tee	page	103-11
Hose and nipple	page	103-12
polyamide	page	103-12
Groeneweld meter and manifold	page	103-13
Coupling and cap	page	103-14
Mobile oil unit	page	103-14
Grease nipple	pages	103-15-103-16

OD tube	Thread		Part No
5/16"	1/8"	Cyl.	222EB097
4LL	1/8"	Con.	222EB091
4LL	M6x1	Con.	222EB093
4LL	M8x1	Con.	222EB095
4LL	M10x1	Con.	222EB096
3/16"	1/8"	Cyl.	222EB098
3/16"	M6x1	Con.	222EB099
3/16"	M7x1	Con.	222EB100
3/16"	M8x1	Con.	402FA020
3/16"	M8x1,25	Con.	402FA021
3/16"	M10x1	Con.	402FA022
5	1/8"	Cyl.	222EB037
5	M6x1		222EB282
5	M8x1	Con.	222EB108
6LL	1/8"	Con.	222EB017
6LL	1/4"	Con.	222EB121
6LL	M6x1	Con.	222EB094
6LL	M7x1	Con.	222EB109
6LL	M8x1	Con.	222EB092
6LL	M8x1,25	Con.	401FA008
6LL	M10x1	Con.	222EB110
6L	1/8"	Con.	222EB111
6L	1/4"	Con.	222EB015
6L	3/8"	Cyl.	222EB112
6L	M10x1	Cyl.	222EB019
6L	M14x1,5	Cyl.	222EB020
6S	1/4"	Con.	222EB115
8LL	1/8"	Con.	222EB032
8LL	1/4" NPT	Con.	222EB116
8LL	1/4"	Con.	222EB117
8LL	M10x1	Con.	222EB013
8LL	M14x1,5	Cyl.	230EB141
8L	1/8"	Con.	222EB122
8L	1/4"	Con.	222EB124
8L	3/8"	Cyl.	222EB125
8L	1/2"	Cyl.	222EB126
8L	M10x1	Cyl.	222EB087
8L	M14x1,5	Cyl.	222EB022
8S	M14x1,5	Cyl.	222EB127
8S	1/4"	Cyl.	222EB128
8S	3/8"	Cyl.	222EB129
8S	1/2"	Cyl.	222EB132
10L	M10x1	Con.	222EB133
10L	M14x1,5	Cyl.	222EB030
10L	M16x1,5	Cyl.	222EB003
10L	M18x1,5	Cyl.	222EB135
10L	1/8"	Cyl.	222EB137
10L	1/4"	Cyl.	222EB070
10L	1/4" NPT	Cyl.	222EB138
10L	3/8"	Cyl.	222EB024
10S	M14x1,5	Cyl.	222EB140
12L	M14x1,5	Cyl.	222EB018
12L	M16x1,5	Cyl.	222EB004
12L	M18x1,5	Cyl.	222EB047
12L	1/4"	Cyl.	222EB073
12L	3/8"	Cyl.	222EB005
12L	1/2"	Cyl.	222EB033
15L	M18x1,5	Cyl.	222EB148
15L	M22x1,5	Cyl.	222EB009
15L	M26x1,5	Cyl.	222EB084
15L	3/8"	Con.	222EB026
15L	1/2"	Cyl.	222EB149
16L	1/2"	Cyl.	222EB046
16L	M22x1,5	Cyl.	220EB010
18L	1/2"	Cyl.	222EB038
18L	M22x1,5	Cyl.	222EB048
22L	3/4"	Cyl.	222EB169




Straight connector

OD tube	Part No
1/8"	220EB069
3/16"	400FA020
5/16"	220EB071



Stud elbow

OD tube	Thread		Part No
4LL	M6x1	Con.	229EB014
4LL	M8x1	Con.	229EB015
4LL	M10x1	Con.	229EB016
4LL	1/8"	Con.	229EB010
5 LL	M6x1		225EB026
5 LL	M8x1	Con.	229EB036
5 LL	1/8"	Con.	229EB037
6LL	M6x1	Con.	229EB013
6LL	M8x1	Con.	229EB011
6LL	M10x1	Con.	229EB006
6LL	1/8"	Con.	229EB004
6LL	1/8" NPT	Con.	229EB017
6LL	1/4"	Con.	230EB171
6L	M10x1	Con.	229EB005
6L	1/8"	Con.	229EB018
6L	1/4"	Con.	229EB012
6S	1/4"	Con.	229EB019
3/16"	M6		229EB034
3/16"	M8x1	Con.	405FA020
3/16"	M8x1,25	Con.	405FA021
3/16"	M10x1	Con.	405FA022
3/16"	janv-23	Con.	225EB025
3/16"	1/8"	Cyl.	229EB020
3/16"	1/8" NPTF	Cyl.	229EB021
8LL	M10x1	Con.	229EB008
8LL	M14x1,5	Con.	230EB180
8LL	1/8"	Con.	229EB002
8LL	1/4"	Con.	230EB172
8LL	1/4" NPT	Con.	229EB022
8LL	3/8" NPT	Con.	229EB023
8L	1/4"	Con.	229EB003
10L	M14x1,5	Con.	232EB003
10L	M16x1,5	Con.	229EB024
10L	1/4"	Con.	229EB025
10L	1/4" NPT	Con.	229EB026
10L	3/8" NPT	Con.	229EB027
12 L	M16x1,5	Con.	232EB001
12 L	1/4"	Con.	291EB261
12 L	3/8"	Con.	229EB028
15 L	M18x1,5	Con.	229EB029
15 L	M22x1,5	Con.	225EB014
15 L	1/2"	Con.	229EB030
18 L	M22x1,5	Con.	229EB031
18 L	1/2"	Con.	232EB005
5/16"	1/4"	Cyl.	229EB032
5/16"	1/8"	Cyl.	229EB033




Banjo with hollow screw

Tube Ø	Thread	type	Part No
4	M8x1	LL	225EB204
4	M10x1	LL	225EB205
4	1/8"	LL	225EB226
6	M8x1	LL	225EB206
6	M10x1	LL	225EB207
6	1/8"	LL	225EB208
6	M10x1	L	225EB209
6	1/8"	L	225EB211
6	1/4"	L	225EB210
6	1/4"	S	225EB213
5/16"	1/4"		225EB214
8	M8x1	LL	225EB215
8	M10x1	LL	225EB216
8	1/8"	LL	225EB217
8	1/4"	L	225EB221
10	1/4"	L	225EB222
10	M14x1,5	L	225EB202
12	3/8"	L	225EB223
18	1/2"	L	225EB224
22	3/4"	L	225EB225



Straight male / female reducing connector

Male	Female		Material	Part No
M6x1	1/8"		brass	400FA058
M6x1	1/4"		brass	400FA027
M8x1	M8x1	Con.	steel	400FA030
M8x1	1/4"		brass	400FA026
M8x1,25	1/4"		brass	407FA028
M10x1	1/8"		brass	400FA031
M10x1	1/4"		brass	400FA032
M10x1	1/4"	Con.	steel	400FA033
M10x1,5	1/4"		brass	400FA029
M12x1	1/4"		steel	400FA034
M14x1,5	1/8"		brass	400FA035
M16x1,5	1/4"		steel	400FA036
M16x1,5	1/2"		steel	400FA037
M18x1,5	3/8"		steel	400FA038
M18x1,6	1/2"		steel	400FA039
1/8"	M8x1	Con.	steel	400FA040
1/8"	1/8"			400FA041
1/8"-27NPTF	1/8" NPT		steel	400FA042
1/4"	1/8"		brass	400FA043
1/8"	5/16"-24UNF		brass	400FA044
1/4"	1/8"		steel	400FA045
1/4"-18NPT	1/8"-27NPTF		brass	400FA046
1/4"	1/4"		brass	400FA047
1/4"	1/2"		steel	400FA048
3/8"	1/4"		brass	400FA049
3/8"	1/2"		brass	400FA050
3/8"	1/2"		steel	400FA051
1/2"	1/4"		brass	400FA052
1/2"	3/8"		brass	400FA053
1/2"	3/4"		brass	400FA054



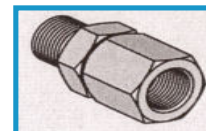
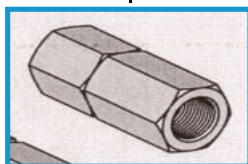
Reducing connector

Male	Female		Material	Part No
M6x1	M8x1			400FA060
M8x1	M8x1			400FA061
M8x1,25	M10x1		Renault	400FA062
M10x1	M10x1			400FA063
M12x1	M10x1			400FA064
M12x1,5	M10x1			400FA069
1/8"	M10x1			400FA065
M8x1	1/8"			400FA066



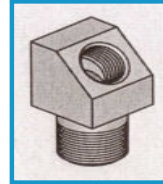
Straight female swivel plug

			Material	Part No
Male M10x1 con.	Fem. M10x1		brass	400FA067
Fem. M10x1	Fem. M10x1		brass	400FA068



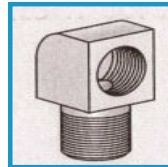
45° elbow

Female thread	Male thread		Part No
M6 conical	M8x1	steel	400FA070
M8 conical	M8x1	steel	400FA071
M8x1,25 conical	M8x1	steel	400FA072
M10x1 conical	M8x1	steel	400FA073
1/4" - 28UNF	M8x1	steel	400FA074
R1/4" conical	R1/4"	steel	400FA075
1/8" - 27NPT	1/8" - 27NPT	brass	400FA076
1/4"	1/4"	steel	400FA077
M10x1 conical	M10x1 conical	steel	400FA078



90° elbow

Female thread	Male thread		Part No
6x1	6x1		400FA098
M8x1 conical	M8x1 conical	steel	400FA080
8x1	1/8"		400FA099
8x1	8x1 conical	steel	400FA110
8x1,25	8x1,25	steel	400FA079
M10x1	M6 conical	steel	400FA081
M10x1	M8 conical	steel	400FA082
M10x1	M8x1,25 conical	steel	400FA083
M10x1	M10x1 conical	steel	400FA084
M10x1	1/4" - 28UNF	steel	400FA085
M10x1	R1/8" conical	steel	400FA086
M10x1	R1/4" conical	steel	400FA087
M10x1	M8x1 conical 1:10	steel	400FA088
M8x1	M10x1 conical	steel	400FA089
M8x1	M6x1	steel	400FA090
1/8" - 27NPT	G1/8"		400FA091
R1/8"	G1/8"	steel	400FA092
1/4" - 28UNF	G1/8"	steel	400FA093



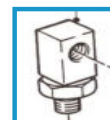
Male / female elbow

Female thread	Male thread		Part No
M8x1	M6x1	brass	407FA150
M8x1	M8x1	brass	407FA151
M8x1	M10x1	brass	407FA152
M8x1	M1/8"	brass	407FA153
M8x1	M12x1	brass	407FA154
M8x1	M1/8"	steel	407FA157
M10x1	M8x1	steel	407FA156
M10x1	M10x1	steel	407FA157
M10x1	M12x1	steel	407FA158
M14x1,5	M12X1	steel	407FA159
M14x1,5	M14x1,5	steel	407FA160



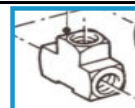
Rotating elbow

Female thread	Male thread		Part No
1/8"	1/8" NPT		400FA094
M8x1 conical	M8x1 conical	brass	400FA095
1/8"	1/8"	steel	400FA096




Female tee

Female thread		Part No
1/8" NPT		400FA100
1/4" NPT		400FA101



Male / female tee

Female thread	Male thread		Part No
2x1/4" NPT	8		400FA102
2x1/4" NPT	10		400FA103
2x1/4" NPT	1/4" NPT		400FA104



3 - way connector

Female thread	Male thread	Female thread		Part No
M8x1 conical	M8x1 conical	M8x1	brass	400FA105
M10x1 conical	M10x1	M10x1	brass	400FA106
M8x1	G1/8"	M8x1 (D)	brass	400FA107
M8x1	G1/8"	M8x1 (G)	brass	400FA108
R1/8"	G1/8"	G1/8"	brass	400FA109



Male fitting

Tube Ø	Thread		Part No
4	M10x1	steel	104AB070
6	M10x1	steel	104AB071



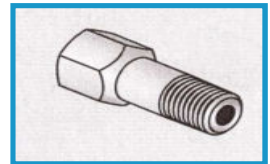
Conical ring

OD tube		Part No
4	brass	104AB051
6	brass	104AB053
8	brass	104AB054



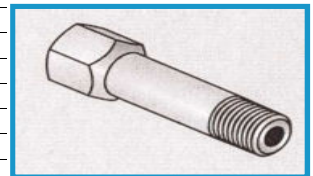
Short connector

Tube Ø	M1	M2	Length		Part No
4	M6k	M8x1	20	steel	400FA300
4	M8x1k	M8x1	17	steel	400FA301
4	M10x1k	M8x1	16	steel	400FA302
6	M10x1k	M10x1	21	steel	400FA303
6	M8x1k	M10x1	21	steel	400FA304
6	M6x1k	M10x1	24	steel	400FA305
6	M8k	M10x1	21	steel	400FA306
6	M12x1k	M10x1	21	steel	400FA307
6	M10k	M10x1	21	steel	400FA308
6	UNF1/4"-28	M10x1	24	steel	400FA309
6	UNEF 1/4"- 32	M10x1	24	steel	400FA310
6	R1/8"k	M10x1	21	steel	400FA311




Long connector

Tube Ø	M1	M2	Length		Part No
4	M8x1k	M8x1	35	steel	400FA312
6	M10x1k	M10x1	50	steel	400FA313
6	R1/4"	M10x1	26	steel	400FA314
6	R1/4"	M10x1	35	steel	400FA315
6	R1/4"	M10x1	55	steel	400FA316
6	R1/4"	M10x1	26	steel	400FA317
6	R1/4"	M10x1	35	steel	400FA318
6	R1/4"	M10x1	55	steel	400FA319
6	R1/8"	M10x1	50	steel	400FA320




Straight connector

Tube Ø	M1	M2	Length		Part No
4	M6	M8x1	20	steel	400FA321
4	M8x1	M8x1	18	steel	400FA322
4	M10x1	M8x1	18	steel	400FA323
6	M8x1	M10x1	23	steel	400FA324
6	M10x1	M10x1	20,5	steel	400FA325
6	G1/4"	M10x1	21,5	steel	400FA326



Male / female bulkhead

Tube Ø	M1	M2	Length	Lg 2		Part No
4	M14x1,5	M8x1	27	19	steel	400FA330
4	M14x1,5	M8x1	38	30	steel	400FA331
6	L14x1,5	M10x1	30	20	steel	400FA332
10	M20x1,5	M16x1,5	42	27	steel	400FA333



Swivel elbow

Tube Ø	G	L1	L2	L3		Part No
6	M6k	7,5	20	30	brass	400FA335
6	M8x1	7,5	20	30	brass	400FA336
6	M10x1	7,5	20	30	brass	400FA337
6	R1/8"k	7,5	20	30	brass	400FA338
6	R1/4"k	9	21,5	31,5	brass	400FA339
6	1/8 - 27NPT	7,5	20	30	brass	400FA340



Fittings for steel and copper tube

Conical ring

	OD tube	d9			Part No
	2,5	2,5		brass	407FA240
	4	4		brass	407FA241
	6	6		brass	407FA242
	8	8		brass	407FA243
	10	10		brass	407FA244
	12	12		brass	407FA245



Tube nut

OD tube	d1	l1	l2		Part No
2,5	M6x0,75	9	3	steel	407FA250
4	M8x1	12	4	steel	407FA251
6	M10x1	13	4	steel	407FA252
8	M12x1	16	4,5	steel	407FA256
8	M14x1,5	16	4,5	steel	407FA253
10	M16x1,5	17	5,5	steel	407FA254
12	M18x1,5	18	6	steel	407FA255



Fittings for steel, copper and polyamide tube

Tube support

For tube	d2	d3	l1		Part No
2,5x0,5	1,4	2,3	8	brass	407FA208
4x0,85	2,2	3,8	10	brass	407FA209
6x1,25	3,9	5,8	12	brass	407FA213
8x1,25	5,4	7,8	15	brass	407FA223
10x1,5	6,9	9,8	18	brass	407FA212
12x1,5	8,9	11,8	20	brass	407FA224



Barrel olive

For OD tube	d9				Part No
2,5	2,5			brass	407FA225
4	4			brass	407FA214
6	6			brass	407FA226
8	8			brass	407FA227
10	10			brass	407FA211
12	12			brass	407FA228



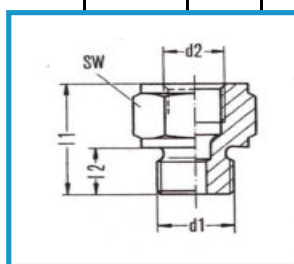
Tube nut

For OD tube	d1	l1	l2		Part No
2,5	M6x0,75	9	3	brass	407FA238
2,5	M6x1,75	9	3	steel	407FA230
4	M8x1	12	4	steel	407FA231
4	M8x1	12	4	brass	407FA215
6	M10x1	13	4	brass	407FA210
6	M10x1	13	4	steel	407FA232
6	M10x1	13	4	brass	407FA210
8	M14x1,5	16	4,5	steel	407FA233
8	M14x1,5	16	4,5	brass	407FA234
10	M16x1,5	17	5,5	steel	407FA235
10	M16x1,5	17	5,5	brass	407FA236
12	M18x1,5	18	6	steel	407FA237
12	M18x1,5	18	6	brass	407FA239



Conical thread fittings

OD tube	d1	d2	l1	l2		Part No
2,5	M6	M6x0,75	13	5,5	steel	407FA260
2,5	M6x0,75	M6x0,75	13	5,5	steel	407FA261
2,5	M8x1	M6x0,75	15	7,5	steel	407FA262
4	M8	M8x1	22	8	steel	407FA263
4	M8x1	M8x1	18	7,5	steel	407FA264
4	M10x1	M8x1	18	7,5	steel	407FA265
4	M12x1	M8x1	18	9	steel	407FA266
4	M14x1,5	M8x1	18	9	steel	407FA267
6	M8x1	M10x1	23	7,5	steel	407FA268
6	M10x1	M10x1	18	7,5	steel	407FA269
6	M12x1	M10x1	19	9	steel	407FA270
6	G1/4"A	M10x1	20	10	steel	407FA271
6	M14x1,5	M10x1	18	9	steel	407FA272
6	M16x1,5	M10x1	19	9	steel	407FA273
6	G3/8"A	M10x1	21	10	steel	407FA274
8	M10x1	M14x1,5	28	7,5	steel	407FA275
8	M12x1	M14x1,5	29	9	steel	407FA276
8	G1/4"A	M14x1,5	23	10	steel	407FA277
8	M14x1,5	M14x1,5	26	9	steel	407FA278
8	M16x1,5	M14x1,5	22	9	steel	407FA279
8	M18x1,5	M14x1,5	22	10	steel	407FA280
8	M22x1,5	M14x1,5	24	12	steel	407FA281
10	M12x1	M16x1,5	31	9	steel	407FA282
10	G1/4"A	M16x1,5	30	10	steel	407FA283
10	M14x1,5	M16x1,5	29	9	steel	407FA284
10	M16x1,5	M16x1,5	23	9	steel	407FA285
10	M18x1,5	M16x1,5	24	10	steel	407FA286
10	G1/2"A	M16x1,5	24	12	steel	407FA287
10	M22x1,5	M16x1,5	24	12	steel	407FA288
12	G1/4"A	M18x1,5	35	10	steel	407FA289
12	M14x1,5	M18x1,5	33	9	steel	407FA290
12	M18x1,5	M18x1,5	24	10	steel	407FA291
12	M22x1,5	M18x1,5	26	12	steel	407FA292
6	M10x1	M10x1	23	7,5	brass	407FA293
6	G1/8"A	M10x1	24	8	brass	407FA294
8	M10x1	M14x1,5	29	7,5	brass	407FA295
8	G1/2"A	M14x1,5	24	12	brass	407FA296



Straight "push-in" connector

Tube Ø			Part No
4			400FA001
6			400FA002
8			400FA003
6	High pressure		400FA004



Straight "push-in" stud

Tube Ø	Thread		Part No
4	M6x1	Con.	402FA001
4	M8x1	Con.	402FA002
4	M8x1,25	Con.	402FA003
4	M10x1	Con.	402FA004
4	1/8"	Con.	401FA001
4	1/4"	Con.	401FA002
6	M6x1	Con.	402FA010
6	M8x1	Con.	402FA011
6	M10x1	Con.	402FA005
6	M12x1	Con.	402FA006
6	M14x1,5	Con.	402FA007
6	1/8"	Con.	401FA003
6	1/4"	Con.	401FA004
8	M12x1	Con.	402FA008
8	1/8"		401FA005
3/16"	1/8"		401FA006
10	M12x1		402FA012
10	M14x1,5	Con.	402FA009
10	M16x1,5		402FA013
10	1/4"		401FA007



Female "push-in" stud

Tube Ø	Thread		Part No
4	M8x1		403FA001
6	M8x1		403FA002



Male "push-in" elbow

Tube Ø	Thread		Part No
4	M6x1	Con.	405FA001
4	M8x1	Con.	405FA002
4	M8x1,25	Con.	405FA003
4	M10x1	Con.	405FA004
4	1/8"	Con.	404FA001
4	1/4"	Con.	404FA002
6	M6x1	Con.	405FA000
6	M10x1	Con.	405FA005
6	M8x1	Con.	405FA008
6	M10x1	Con.	405FA009
6	M12x1	Con.	405FA006
6	1/8"	Con.	404FA003
6	1/4"	Con.	404FA004
8	M12x1	Con.	405FA007



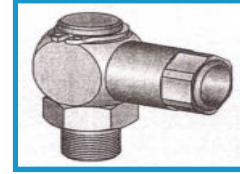
Swivel male "push-in" elbow

Tube Ø	Thread		Part No
4	M8x1	Con.	405FA012
4	M10X1	Con.	405FA013
6	M6x1	Con.	405FA015
6	M8x1	Con.	405FA010
6	M10x1	Con.	405FA011
6	1/8"	Con.	405FA014



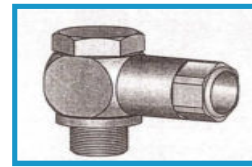
Rotating banjo

Tube Ø	Thread		Part No
6	M6x1	Con.	405FA030
6	M8x1	Con.	405FA031
6	M10x1	Con.	405FA032
6	1/8"	Con.	405FA033
6	1/4"	Con.	405FA034
6	1/8"-27NPT		405FA035



Banjo (with hollow screw)

Tube Ø	Thread		Part No
6	M10x1		405FA036
6	1/8"		405FA037



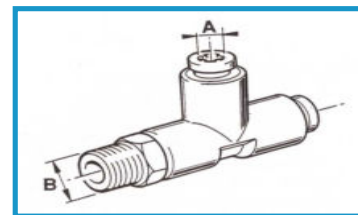
"push-in" tee

Tube Ø	Part No
4	406FA001
6	406FA002
8	406FA003



Side stud tee

Tube Ø	Thread		Part No
5	1/4"		406FA005
5	1/8"		406FA006
6	1/8"		406FA007
8	1/8"		406FA008
3/8"	1/8"		406FA009



Hoses and nipples

										
Hose	Hose	Part No	Part No	Screw nipple	Part No	Screw nipple 90° elbow	Part No	Screw nipple 45° elbow	Part No	
4,1x8,75	without grease NLGL2 800 bars	407FA300	407FA320	Ø 4 lg 20 mm	407FA339					
4,1x8,75	with grease NLGL2 800 bars	407FA301		Ø 6 lg 20 mm	407FA340	Short	407FA380			
				Ø 6 lg 30 mm	407FA341					
				Ø 6 lg 66 mm	407FA342	Long	407FA381			
7,9x16,9	without grease NLGL2 315 bars	407FA302	407FA321	Ø 10	407FA343					
7,9x16,9	with grease NLGL2 315 bars	407FA303								
Ø Ext. 11	45 bars	407FA304	407FA322	Ø 4	407FA344					
Ø Ext. 13	45 bars	407FA305	407FA323	Ø 6	407FA345					
Ø Ext. 15	45 bars	407FA306	407FA324	Ø 8	407FA346					
4,2x8,4	with grease 600 bars	407FA307	407FA325	Ø 6 Short	407FA347	Short Long	407FA382 407FA383			
4x8,6	with grease 600 bars	407FA301	407FA326	Ø 6 long	407FA348	Ø 6 - 38mm x 59	407FA384	80mm	407FA390	
4x8,6	coils with grease 600 bars	407FA309		Ø 5 - 64mm	407FA349	Ø 6 - 50mm x 59	407FA385	93mm	407FA391	
4x8,6	without grease 600 bars	407FA300		Ø 6 - 49mm	407FA350	Ø 6 - 20mm x 45	407FA386			
4x8,6	coils without grease 600 bars	407FA311		Ø 6 - 55mm	407FA351	Ø 6 - 32mm x 45	407FA387			
				Ø 6 - 61mm	407FA352					
				Ø 8 - 64mm	407FA353					
				Ø 10 - 64mm	407FA354					
6,5x11,2	with grease 300 bars	407FA312	407FA327	Ø 8 - 1001 21 301	407FA355					
6,5x11,2	without grease 300 bars	407FA313								
3/16"		407FA314								
1/4"		407FA315	407FA329	Ø 8	407FA362					
				Ø 10	407FA363					
				1/4" - 18NPTF	407FA364					

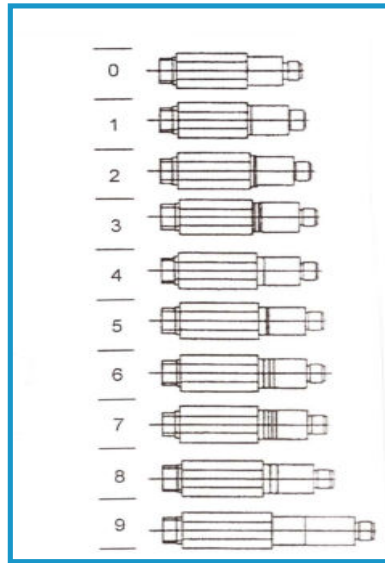

polyamide

Ø		grease	Part No	Packaging
2,3x4	rigid	with	407FA006	meter
2,3x4	flexible	with	407FA007	meter
2,3x4	rigid	without	407FA008	meter
2,3x4	flexible	without	407FA000	meter
3x6	rigid	without	407FA009	meter
3x6	rigid	with	407FA010	meter
2,5x4	rigid	without	407FA001	25 meters
4x6	rigid	without	407FA002	25 meters
5x8	rigid	without	407FA003	25 meters
6x8	rigid	without	407FA004	25 meters
6x10	rigid	without	407FA005	25 meters
3/16"		with	407FA016	meter
1/8"		with	407FA017	meter



GROENEWELD DISTRIBUTOR

	Part No	cc
0	407FA050	0,03
1	407FA051	0,05
2	407FA052	0,10
3	407FA053	0,15
4	407FA054	0,20
5	407FA055	0,25
6	407FA056	0,30
7	407FA057	0,35
8	407FA058	0,40
9	407FA059	1,00




MANIFOLD

Outlet	Part No
4	407FA070
7	407FA071
9	407FA072
12	407FA073
14	407FA074





Part No	Description
407FA075	Special plug M22x1

COUPLING

Part No	Description	
407FA080	Female coupling - female thread 1/4"	
407FA081	Male coupling - female thread 1/4"	

COUPLING with protecting cap

Part No	Description	
407FA082	Female coupling - female thread 1/4"	 
407FA083	Male coupling - male thread 1/4"	

MOBIL OIL UNIT FOR CENTRAL LUBRICATION

Capacity 5 liters

- Temperature -10°C
- Powerfull suction
- Sturdy and resistant




Part No	Description
407FA601	without trolley*

* Available with trolley

GREASE NIPPLE

Part No	Dimension	Part No	Dimension	Part No	Dimension
45°		90°		Straight	
406BA107	6x1	406BA113	6x1	406BA101	6x1
406BA108	8x1	406BA114	8x1	406BA102	8x1
406BA124	8x1,25	406BA122	8x1,25	406BA100	8x1,25
406BA109	10x1	406BA115	10x1	406BA103	10x1
406BA126	10x1,25	406BA127	10x1,25	406BA125	10x1,25
406BA134	10x1,5	406BA137	10x1,5	406BA123	10x1,5
406BA110	12x1	406BA116	12x1	406BA104	12x1
406BA140	12x1,25	406BA131	12x1,25	406BA130	12x1,25
406BA120	12x1,5	406BA121	12x1,5	406BA119	12x1,5
406BA135	12x1,75	406BA138	12x1,75	406BA132	12x1,75
406BA111	1/8"	406BA117	1/8"	406BA105	1/8"
406BA112	1/4"	406BA118	1/4"	406BA106	1/4"
406BA136	3/8" SAE	406BA139	3/8" SAE	406BA133	3/8" SAE

Part No	Dimension
Stamp	
406BA195	6,1
406BA196	8,1
406BA197	10,1

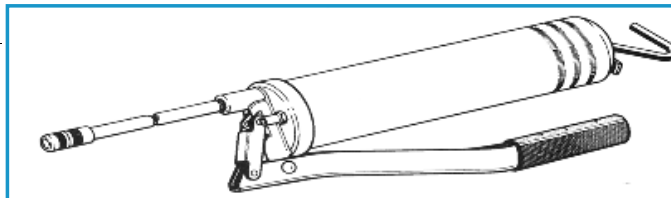


Part No	Dimension
90°	
406BA128	Lg 65 mm M10x1
406BA129	Lg 42 mm M10x1



SIDE LEVER GREASE GUN and ACCESSORIES

Part No	Désignation
406BA000	Side lever grease gun
406BA001	Push on connector for side lever grease gun 1/8"
406BA005	Push on connector for side lever grease gun M10x1
406BA002	Grease flexi hose 1/8"
406BA003	Grease flexi hose 10x1 Male (2x) length 280 mm.
406BA006	Grease flexi hose 10x1 Male (2x) length 500 mm.



GREASE NIPPLE ASSORTED BOX

Part No 406BA999

406BA101 6x1 straight qty 25	406BA101 6x1 straight qty 25	406BA102 8x1 straight qty 25	406BA102 8x1 straight qty 25	406BA103 10x1 straight qty 25	406BA103 10x1 straight qty 25
406BA104 12x1 straight qty 10	406BA105 1/8" straight qty 15	406BA106 1/4" straight qty 10	406BA119 12x1,5 straight qty 10	406BA107 6x1 45° qty 10	406BA108 8x1 45° qty 10
406BA109 10x1 45° qty 10	406BA110 12x1 45° qty 7	406BA111 1/8" 45° qty 10	406BA112 1/4" 45° qty 7	406BA120 12x1,5 45° qty 7	406BA113 6x1 90° qty 10
406BA114 8x1 90° qty 12	406BA115 10x1 90° qty 10	406BA116 12x1 90° qty 7	406BA117 1/8" 90° qty 10	406BA118 1/4" 90° qty 6	406BA121 12x1,5 90° qty 6

Part No 406BA998

406BA101 M6x1 straight qty 25	406BA102 M8x1 straight qty 25	406BA103 M10x1 straight qty 20	406BA105 G1/8" straight qty 20	406BA107 M6x1 45° qty 15	406BA108 M8x1 45° qty 15
406BA109 M10x1 45° qty 10	406BA111 G1/8" 45° qty 10	406BA113 M6x1 90° qty 10	406BA114 M8x1 90° qty 10	406BA115 M10x1 90° qty 10	406BA117 G1/8" 90° qty 10



MARKING

MARKER BOARDS for TRUCKS and TRAILERS

ECE-70-01

Yellow with red edge in aluminum
ECE-70-01

Réf : 955MA003

pair
dimensions : 200x565



Réf : 955MA025

pair
ADHESIVE
dimensions : 200x565



Réf : 955MA005

à l'unité
dimensions : 200x1130



MARKER BOARDS for TRUCKS and TRAILERS

ECE-70-01

Réf : 955MA004

pair
dimensions : 140x565



Réf : 955MA006

pièce
dimensions : 140x1130



THOUGHTFUL SHEET

Norme DIN 11030

Part No : 955MA022

dimensions : 423x423



FOLDING HAZCHEM PLATE ALUMINIUM

Fold verticale

Part No : 955MA013

dimensions : 400x300



Fold horizontale

Part No : 955MA014

dimensions : 400x300



AEROSOL



Part No 415FA000	Black Glossy Paint	Black Glossy Paint is a fast drying high-gloss acrylicspary-paint. It has a very good opacity and abrasion resistance.
Part No 415FA001	Black Matt Paint	Black Matt Paint is a fast drying paint with an acrylic base. It is characterized by a high abrasion resistance and very good coverage.
Part No 415FA002	Undercoat red-brown	It is a fast drying primer, which is essential as base-coat for paints. It is suitable for many materials and a reliable corrosion for all lacquer repairs.
Part No 415FA003 Part No 415FA103	Rust Remover	This remover lossens rusted bolts and displaces moistures. Because of its penetration and corrosion inhibiting substances, its fulfills all the requirements made to an economically usable and effective combination.
Part No 415FA004 Part No 415FA104	Brake cleaner	This cleaner consists of a special combination of solvents that remove grease end oil from any metal. It binds break dust.
Part No 415FA005	Chain Spray	The chain-spray has excellent lubrication and penetration properties and is strongly adhesive. It is ideal for o-chains on motorcycles.
Part No 415FA006	Cockpit Spray	The Cockpit Spray silicone-free content a special oil combination which is capable of penetration and penetrates into plastics. No greasing, anti-static effect.
Part No 415FA007	Break Monting Spray	The Break Mounting Spray is a high performance lubricant for heavily used parts. It prevents seizing and galling, is adhesive, abrasion-proof, solvent and saltwater resistant. It can be applied from -60°C to +1200°C.
Part No 415FA010	Marking-Paint white	
Part No 415FA011	Marking-Paint blue	
Part No 415FA012	Marking-Paint yellow	
Part No 415FA013	Marking-Paint red	
Part No 415FA014	Marking-Paint pink	
Part No 415FA015	Marking-Paint green	Used for well visible color markings on paving and concrete. It has very good covering power and high abrasion resistance.

Part No 415FA020	MULTI 5 Multi 5 dissolves glues, greases, cleans, repels humidity and protects against corrosion.
Part No 415FA021	Rim Silver Rim Silver is an abrasion resistant paint for steel or aluminum rims. With its special formula, it gives rims a high-quality look. It protects against road salt and weather damage.
Part No 415FA022	Bio Rust Remover Bio Rust Remover consists of biodegradable oils and alcohols. It is highly effective in an environmentally friendly manner. It is biodegradable and provided with an anticorrosive.
Part No 415FA023	Copper Spray (1200°C) The copper spray is perfectly suited for the lubrication and maintenance of heavily used components. It is very adhesive and contains dispersed copper. Application : -40°C to +1200°C.
Part No 415FA024	Aluminum Lubricant The aluminum lubricant is a high-performance aluminum-based lubricant for statically highly stressed parts. It effectively prevents seizing and galling. It is adhesive, abrasion-proof and saltwater resistant. Application : -40°C to +1100°C.
Part No 415FA025	Rim Cleaner The Rim Cleaner removes brake-pad dust. It builds a molecular protective coating and thus helps prevent new contamination.
Part No 217EB001	Leak-detector Spray The Leak-Detector Spray detects even the smallest leaks in air and duct systems under pressure. It is toxicologically harmless, ecologically friendly, foams heavily and is mild on skin.
Part No 415FA008	Aluminum Spray
Part No 415FA009	Stainless Steel Spray
Part No 415FA016	Battery-Pole Protection Spray
Part No 415FA027	Engine Clear
Part No 415FA029	Anti-Stone -Protection Bitumen

Part No 415FA030	Anti-Stone Protection Multiple coats gray
Part No 415FA031	Glass Cleaner
Part No 415FA032	Starting Fluid
Part No 415FA033	De-Icing Spray
Part No 415FA034	Contact-Spray
Part No 415FA035	White Grease
Part No 415FA036	Belt Spray
Part No 415FA037	Plastic Conditioner Spray
Part No 415FA038	Carburator Cleaner
Part No 415FA039	Exhaust Paint Black
Part No 415FA040	Diesel System Protection
Part No 415FA042	Silicone Slide Spray
Part No 415FA043	Gloss White
Part No 415FA044	Petrol System Protection
Part No 415FA045	Engine Protection Coating

SEAL AND ACCESSORIES


* Copper ring	Page 115
* 'O' Ring	Page 116
* Aluminum ring	Page 117
* U-seal ring	Page 117
* Fiber ring	Page 118
* Copper "C" ring	Page 118

TEFLON ROLL

Temperature : -200° C to + 200° C

Length = 12 meters - width = 12,7 mm

Part No
508KB002



Pipe element sealant

Part No
415FA050 Contents : 50 ml

-55° to +175°



COPPER RING

DIN 7603



Part No	Dimension			For
	ID	OD	thickness	
500VU001	4	8	1	Fem. thread 1/8"
500KB002	5	9	1	
500VU003	5	11	1	Fem. thread 1/4"
500VU004	6	10	1	
500KB005	6	12	1	
500KB006	8	11,5	1	
500KB007	8	11,5	1,5	
500VU007	8	12	1	
500KB138	8	12	1,5	
500VU008	8	14	1	Fem. thread 3/8"
500KB137	8	14	1,5	
214VU301	10	14	1	
500KB139	10	14	2	
500BA035	10	14	1,5	Male thread 1/8"
500VU009	10	16	1	
500KB010	10	16	1,5	
500KB149	10	18	1	
500BA036	10	18	1,5	Fem. thread 1/2"
500KB043	10	19	2	
500KB014	11	15	1,5	
500KB152	11	16	1,5	
500KB144	11	18	1,5	
214VU302	12	16	1,5	
500KB011	12	17	1,5	
500VU012	12	18	1,5	
500KB044	12	20	2	
500VU060	13	18	1	
500VU013	13	18	1,5	Male thread 1/4"
500KB140	13	18	2	
214VU304	14	18	1,5	
500VU014	14	20	1,5	
500KB015	14	20	2	
500KB145	14	21	1,5	
500KB148	14	22	1,5	
500KB045	15	20	1,5	
500KB046	15	21	1,5	
500KB016	15	24	1,5	
500VU017	16	20	1,5	
500KB147	16	22	1	
214VU305	16	22	1,5	
500BA037	16	24	1,5	Fem. thread 3/4"
500KB047	17	21	1,5	
500VU018	17	23	1,5	Male thread 3/8"
500KB019	18	22	1,5	
214VU307	18	24	1,5	
500KB141	18	24	2	
500KB150	19	24	1,5	
500KB151	19	25	1,5	
500KB020	20	24	1,5	
214VU308	20	26	1,5	
500KB142	20	26	2	

Part No	Dimension			For
	ID	OD	thickness	
214VU309	20	28	1,5	
500KB021	21	26	1,5	
500BA038	21	27	1,5	Male thread 1/2"
500KB022	21	28	1,5	
500KB143	22	26	1,5	
214VU310	22	27	1,5	
500KB057	22	27	2	
500KB023	22	28	1,5	
500KB024	22	29	1,5	
500KB124	22	29	2	
500KB048	24	28	1,5	
500KB125	24	29	1,5	
500KB025	24	29	2	
500VU026	24	30	2	Fem. thread 1"
500KB136	24	32	2	
500KB126	25	30	1,5	
500KB153	25	30	2	
500KB127	26	31	1,5	
500VU027	26	32	2	
214VU311	26	31	2	
500KB146	26	34	2	
500KB026	27	32	1,5	
500BA039	27	32	2	Male thread 3/4"
500VU028	28	34	2	
500KB049	28	36	2	
500KB128	30	35	1,5	
500VU029	30	36	2	
500KB050	30	38	2	
500KB030	32	38	2	
500KB130	33	39	1,5	
500BA040	33	39	2	1" -1"1/4 M/F thread
500KB051	33	41	2	
500KB129	34	41	1,5	
500KB031	35	41	2	
500KB033	34	40	2	
500KB131	36	42	1,5	
500KB052	36	42	2	
500BA041	36	44	2	Fem. thread 1/2"
500KB032	38	44	2	
500KB132	39	44	1,5	
500KB036	40	47	2	
500VU033	42	49	2	
500KB133	42	50	1,5	
500KB134	45	52	1,5	
500KB034	45	52	2	
500KB154	48	53	1,5	
500BA042	48	55	2	Male thread 1"1/2"
500KB053	50	57	2	
500KB054	52	60	2,5	
500KB056	60	68	2,5	

Copper Twin Ring

Part No	ID
811BA004	6
811BA041	8

O' RING



Material : NBR

Metrical dimension			Metrical dimension		
Part No	Dimension		Part No	Dimension	
	ID	Thickness		ID	Thickness
505VU001	3,00	2,00	505VU014	19,00	2,50
505VU002	4,00	2,00	505KB046	19,80	3,60
505KB041	4,20	1,90	506VU027	20,00	1,50
507VU033	4,90	1,90	506VU009	20,00	2,00
505VU003	5,00	2,00	505KB036	20,00	2,50
505KB054	5,00	2,50	506VU010	20,00	3,00
505KB042	5,70	1,90	505KB031	20,00	4,00
505VU004	6,00	2,00	506VU028	20,20	3,00
505KB033	6,00	2,50	506VU011	22,00	2,00
505KB057	6,80	1,90	505KB037	22,00	2,50
505VU005	7,00	2,00	505VU017	22,00	3,00
505KB055	7,50	1,50	506VU029	22,20	3,00
505VU006	8,00	2,00	506VU012	24,00	2,00
505KB034	8,00	2,50	506VU013	24,00	3,00
505KB043	8,90	1,90	506VU030	24,20	3,00
507VU034	8,90	2,70	505KB047	24,60	3,60
506VU001	10,00	2,00	506VU014	25,00	2,00
505VU009	10,00	2,50	506VU015	25,00	3,00
505KB044	10,50	2,70	505KB048	27,80	3,60
506VU002	12,00	2,00	506VU016	28,00	2,00
505VU010	12,00	2,50	506VU017	28,00	3,00
507VU032	12,10	2,70	506VU033	29,50	3,00
506VU025	12,00	4,00	506VU018	30,00	3,00
507VU035	13,60	2,70	505VU022	30,00	3,50
506VU003	14,00	2,00	507VU031	30,80	3,60
505VU011	14,00	2,50	506VU019	32,00	3,00
506VU026	14,00	4,00	505VU023	32,00	3,50
506VU004	15,00	2,00	505VU024	33,00	3,50
505VU012	15,00	2,50	506VU035	33,00	5,00
505KB038	15,10	2,70	506VU020	34,00	3,00
506VU005	16,00	2,00	509KB001	35,00	2,50
505KB035	16,00	3,00	505VU025	35,00	3,50
505KB039	16,90	2,70	506VU021	36,00	3,00
506VU006	17,00	2,00	506VU022	38,00	3,00
505VU013	17,00	2,50	506VU023	40,00	2,00
506VU007	18,00	2,00	506VU024	40,00	3,00
505VU015	18,00	3,00	505VU030	42,00	3,00
506VU008	18,00	3,00	506VU032	55,00	5,00
505KB045	18,30	3,60	506VU031	70,00	4,00
507VU036	18,40	2,70	506VU034	110,00	4,00

Imperial dimension			Imperial dimension		
Part No	Dimension		Part No	Dimension	
	ID	Thickness		ID	Thickness
507VU001	2,90	1,78	507VU001	2,90	1,78
507VU002	3,69	1,78	507VU002	3,69	1,78
507VU003	4,47	1,78	507VU003	4,47	1,78
507VU004	5,28	1,78	507VU004	5,28	1,78
507VU005	6,07	1,78	507VU005	6,07	1,78
507VU006	7,66	1,78	507VU006	7,66	1,78
507VU007	9,25	1,78	507VU007	9,25	1,78
507VU047	10,82	1,78	507VU047	10,82	1,78
507VU048	12,42	1,78	507VU048	12,42	1,78
507VU049	14,00	1,78	507VU049	14,00	1,78
507VU050	15,60	1,78	507VU050	15,60	1,78
507VU051	17,70	1,78	507VU051	17,70	1,78
507VU052	18,77	1,78	507VU052	18,77	1,78
507VU008	9,19	2,62	507VU008	9,19	2,62
507VU009	10,78	2,62	507VU009	10,78	2,62
507VU010	12,37	2,62	507VU010	12,37	2,62
507VU011	13,95	2,62	507VU011	13,95	2,62
507VU012	15,54	2,62	507VU012	15,54	2,62
507KB014	15,88	2,62	507KB014	15,88	2,62
507VU013	17,13	2,62	507VU013	17,13	2,62
507VU014	18,72	2,62	507VU014	18,72	2,62
505KB032	20,20	2,62	505KB032	20,20	2,62
507VU037	20,29	2,62	507VU037	20,29	2,62
507VU046	21,89	2,62	507VU046	21,89	2,62
507VU038	25,07	2,62	507VU038	25,07	2,62
507VU044	26,65	2,62	507VU044	26,65	2,62
507VU045	31,42	2,62	507VU045	31,42	2,62
507VU039	33,00	2,62	507VU039	33,00	2,62
507VU040	50,40	2,62	507VU040	50,40	2,62
507VU015	18,64	3,53	507VU015	18,64	3,53
507VU016	20,22	3,53	507VU016	20,22	3,53
507VU017	21,82	3,53	507VU017	21,82	3,53
507VU018	23,40	3,53	507VU018	23,40	3,53
507VU019	25,00	3,53	507VU019	25,00	3,53
507VU020	26,57	3,53	507VU020	26,57	3,53
507VU021	28,17	3,53	507VU021	28,17	3,53
507VU022	29,75	3,53	507VU022	29,75	3,53
507VU023	31,34	3,53	507VU023	31,34	3,53
507VU024	32,93	3,53	507VU024	32,93	3,53
507VU025	34,52	3,53	507VU025	34,52	3,53
507VU026	36,10	3,53	507VU026	36,10	3,53
507VU027	37,70	3,53	507VU027	37,70	3,53
507KB028	39,69	3,53	507KB028	39,69	3,53
507VU042	40,87	3,53	507VU042	40,87	3,53
507VU043	47,22	3,53	507VU043	47,22	3,53
507VU041	50,40	3,53	507VU041	50,40	3,53
507VU053	66,27	3,53	507VU053	66,27	3,53
507VU028	37,47	5,33	507VU028	37,47	5,33
507VU029	40,65	5,33	507VU029	40,65	5,33
507VU030	43,82	5,33	507VU030	43,82	5,33
505KB049	59,59	5,33	505KB049	59,59	5,33
505KB050	66,04	5,33	505KB050	66,04	5,33
505KB051	91,44	5,33	505KB051	91,44	5,33
505KB052	97,79	5,33	505KB052	97,79	5,33
505KB053	110,49	5,33	505KB053	110,49	5,33

Aluminum ring

Part No	Dimension		
	ID	OD	Thickness
501VU001	5	9	1
501VU002	6	10	1
501KB003	6	12	1
501VU004	8	12	1
501VU005	8	14	1
214VU101	10	14	1
501VU006	10	16	1
501KB007	10	16	1,5
214VU102	12	16	1,5
501KB008	12	18	1,5
501KB009	12	20	1,5
501KB020	12,85	17,9	1
501VU010	14	18	1,5
214VU104	14	20	1,5
501VU011	14	20	2
501KB011	15	24	1,5
501VU012	16	20	1,5
214VU105	16	22	1,5
501KB013	18	22	1,5
214VU107	18	24	1,5
214VU112	20	24	1,5
214VU108	20	26	1,5
214VU110	22	27	1,5
501KB014	22	29	1,5
501VU015	24	30	2
214VU111	26	32	2
501VU016	28	32	2
501VU017	30	36	2
501KB018	38	44	2
501KB019	45	52	2



U-seal ring

Part No	ID	For thread
504VU001	6	M6
504VU002	8	M8
214VU401	10	M10 or 1/8"
214VU402	12	M12
214VU418	13,74	1/4"
214VU403	14	M14
214VU405	16	M16
214VU406	17	3/8"
214VU407	18	M18
214VU420	20	M20
214VU409	21,54	1/2"
214VU410	22	M22
214VU412	24	M24
214VU411	26	M26 or 3/4"
214VU414	30	M30
504VU003	33	1"
504KB004	42	1"1/4
504KB005	48	1"1/2
504KB007	60	2"



Fiber ring

Part No	Dimension		
	ID	OD	Thickness
502KB001	4	8	1
502KB002	5	9	1
502VU003	6	10	1
502KB004	6	12	1
502VU005	8	12	1
502VU006	8	14	1
214VU201	10	14	1,5
502VU007	10	16	1,5
502VU008	12	16	1,5
214VU202	12	19	1,5
502VU009	14	18	1,5
214VU204	14	20	1,5
502VU010	15	24	1,5
214VU205	16	20	1,5
214VU206	16	22	1,5
214VU207	18	24	1,5
214VU209	20	27	3
214VU210	22	27	1,5
214VU212	22	29	1,5
214VU211	26	32	1,5
502VU012	28	34	2
502VU011	30	36	2
502VU013	48	55	2



Copper "C" ring

Part No	ID	OD
503KB001	6	10
503VU002	8	12
503VU003	8	14
503VU005	10	16
503KB006	12	16
503VU007	12	18
503VU008	14	20
503KB009	16	20
503VU010	16	22
503VU018	16	24
503VU011	18	24
503VU012	20	26
503VU013	22	29
503VU014	24	32
503VU015	26	32
503VU016	30	36
503VU019	33	39
503KB017	48	55



Copper ring assorted box

Metrical

Part No	content	Quantity
804BA006	6x10x1	100
	8x12x1	100
	10x14x1	30
	12x16x1,5	30
	14x18x1,5	40
	14x20x1,5	50
	16x20x1,5	40
	16x22x1,5	40
	18x24x1,5	20
	22x27x1,5	20
	24x30x2	20



Part No	content	Quantity
804BA007	4x8x1 for female thread 1/8"	25
	5x11x1 for female thread 1/4"	25
	10x14x1 for female thread 3/8"	25
	13x18x1,5 for male thread 1/4"	50
	17x23x1,5 for male thread 3/8"	40
	24x30x2 for female thread 1"	10
	10x14x1,5 for male thread 1/8"	25
	10x18x1,5 for female thread 1/2"	20
	16x24x1,5 for female thread 3/4"	10
	21x27x1,5 for female thread 1/2"	25
	27x32x2 for male thread 3/4"	5
	33x39x2 thread 1" - fem. 1"1/4	5



Copper "c" ring assorted box

Part No	content	Quantity
800BA005	8x12	50
	8x14	50
	10x16	50
	12x18	50
	14x20	50
	16x22	50
	18x24	50
	20x26	50
	22x29	25
	24x32	25
	26x32	25
	30x36	25



U-seal ring assorted box

Part No	content	Quantity
800BA006	6,7x11,0x1,0	10
	8,7x13,0x1,0	10
	10,7x16,0x1,5	10
	12,7x18,0x1,5	10
	14,0x18,4x1,5	10
	16,0x22,7x1,5	10
	17,4x24,0x1,5	10
	18,7x26,0x1,5	10
	20,7x28,0x1,5	10
	22,5x28,0x1,5	5
	26,7x35,0x2,0	5
	33,7x42,0x2,0	5




Aluminum ring assorted box

Part No	content	Quantity
804BA009	8x12x1	50
	10x14x1	50
	12x16x1,5	50
	12x20x1,5	40
	14x18x1,5	30
	14x20x1,5	30
	15x24x1,5	20
	16x22x1,5	20
	18x24x1,5	20
	20x26x1,5	15
	22x27x1,5	25
	24x30x2	10



Fiber ring assorted box

Part No	content	Quantity
804BA008	6x10x1	50
	8x12x1	100
	10x14x1,5	50
	12x16x1,5	50
	12x19x1,5	30
	14x18x1,5	30
	14x20x1,5	40
	15x24x1,5	30
	16x20x1,5	30
	18x24x1,5	25
	22x27x1,5	30
	26x32x1,5	15



O' ring assorted box

Part No 800BA008			
content	Quantity	content	Quantity
10x2	10	24x3	5
12x2	10	25x2	5
14x2	10	25x3	5
15x2	10	28x2	5
16x2	10	28x3	5
17x2	10	30x3	5
18x2	10	32x3	5
18x3	10	34x3	5
20x2	10	36x3	5
20x3	10	38x3	5
22x2	10	40x2	5
24x2	10	40x3	5



Part No 800BA009			
content	Quantity	content	Quantity
3x2	15	20x3	15
4x2	15	22x3	15
5x2	15	24x3	15
6x2	16	25x3	15
7x2	16	28x,3	15
8x2	16	30x,3	15
10x2	16	30x3,5	15
12x2	16	32x3,5	12
10x,25	22	33x3,5	12
12x2,5	18	35x3,5	12
14x2,5	18	34x3	7
15x2,5	18	36x3	9
17x2,5	18	38x3	9
19x2,5	18	40x3	9
18x3	18	42x3	9



Part No 800BA010			
content	Quantity	content	Quantity
2,90x1,78	18	20,22x3,53	12
3,69x1,78	18	21,82x3,53	12
4,47x1,78	18	23,40x3,53	12
5,28x1,78	18	25,00x3,53	12
6,07x1,78	18	26,57x3,53	12
7,66x1,78	18	28,17x3,53	12
9,25x1,78	18	29,75x3,53	12
9,19x2,62	17	31,34x3,53	12
10,78x2,62	17	32,93x3,53	12
12,37x2,62	17	34,52x3,53	7
13,95x2,62	17	36,10x3,53	7
15,54x2,62	17	37,70x3,53	7
17,13x2,62	17	37,47x5,34	5
18,72x2,62	17	40,65x5,34	5
18,64x3,53	12	43,82x5,34	5



SEAL FOR OIL CHANGE PLUG IN BOX

Part No	content	Quantity
804BA012	MB ACTROS 20x26x1,5	20
	RVI REDUCTOR 18x24x1,5	20
	RVI REDUCTOR 12x16x1,5	30
	DAF 22x28x1,5	15
	SCANIA 36x24	6
	RVI + VOLVO 24x32x2	15
	IVECO 22x29	15
	IVECO 22x2,5	15
	MERCEDES 26x32x2	15
	PREMIUM M24	12
	RVI 30x36x2	10



AD BLUE

Fittings - Tube - Plugs - Foolproofing - Filter



AD BLUE TANK CAP

Part No

BO100009

DAF MAN MB
2040SV6007 - 0004701805 - 1686345
81154026008 - T113

Ø 40
lockable



Part No

BO100012

Ø 40 with attache



Part No

BO100013

Ø 40



Part No

BO100010

RVI 7 482 335 593
VOLVO 20 703 186

Ø 60
lockable



Part No

BO100011

IVECO 41 298 191

Ø 60
lockable




Part No

BO100015

SCANIA 16060006012

Adaptor for plug
Part No BO100010



MAGNETIC FOOLPROOF FOR AD BLUE TANK

Part No

240EB010

inside Ø 20
outside Ø 40

To be adapted of the ADBLUE tank.
The magnet allows the distributor pistol opening.



FILTER

Part No

240EB001

AD BLUE filter
OEM 504190958



TUBE AND FITTINGS FOR ADBLUE

Working pressure : 5 bar

Vacuum - 0,5 bar

Temperature -60°C to + 115°C

Standard SAE J2044-2009

Not use for fuel

POLYAMIDE TUBE

Part No	Size
240EB100	3 x 5
240EB103	6 x 8
240EB105	8x10



STRAIGHT FEMALE

Part No	Size	Tube ID
240EB200	6,30	3
240EB210	7,89	6
240EB220	9,49	6
240EB222	9,49	8
240EB235	9,89	8




ELBOW FEMALE

Part No	Size	Tube Ø Int
240EB245	6,30	6
240EB250	7,89	6
240EB255	9,49	6
240EB260	9,89	8




STRAIGHT MALE

Part No	Size	Tube ID
240EB305	6,30	6
240EB310	7,89	6
240EB315	9,49	8
240EB330	9,89	8



ELBOW MALE

Part No	Size	Tube ID
240EB360	7,89	6



ADBLUE FILTERS (UREE)

	Ref Origine	MANN FILTER	FLEETGUARD	EUROGESTE
DAF	1674458	U620/3 Y KIT		240EB023
	1815766	U620/3 Y KIT		240EB023
IVECO	452553548	U620/2 X KIT	3967874	240EB020
	42555073	U630 X KIT		240EB022
	42562233	U620/2 Y KIT		240EB025
MAN	81154036015	U620/4 X KIT		240EB021
	81154036089	U620/4 X KIT		240EB021
MERCEDES	000 142 02 89	U58/1 KIT		240EB024
NISSAN	20421NY00J	U620/2 X KIT	3967874	240EB020
RENAULT TRUCKS	7420877950	U630 X KIT		240EB022
SCANIA	1761034	U620/2 Y KIT		240EB025
VOLVO	20713630	U620/2 X KIT	3967874	240EB020
	20876498	U630 X KIT		240EB022
	20713636	U620/2 X KIT	3967874	240EB020



GASOIL QUICK CONNECTORS

Température de -40°C à + 100°C
Standard SAE J2044-2009

STRAIGHT FEMALE

Part No	Size	Ø
241EB200	6,30	3x5
241EB210	7,89	6x8
241EB220	9,49	6x8
241EB235	9,89	8x10
241EB236	11,80	10x12



ELBOW FEMALE

Part No	Size	Ø
241EB245	6,30	6x8
241EB250	7,89	6x8
241EB255	9,49	6x8
241EB260	9,89	8x10
241EB261	11,80	10x12



STRAIGHT MALE

Part No	Size	Ø
241EB361	11,80	10x12



T FEMALE

Part No	Size	Ø
241EB460	7,89	6x8



T FEMALE

Part No	Size	Ø
241EB461	7,89	6x8-QL




LOW PRESSURE

* PVC hose	Page 120
* Fuel hose	Page 121
* Hose with textile wire	Page 121
* Hose with rubber protection	Pages 122-123
* Hose sleeve	Page 123
* Banjo with thread	Page 124-125
* Hollow screw	Page 125
* Hose nipple	Page 126
* Hose nipple BE	Pages 127-129
* Plastic fitting	Page 130
* polyamide	Page 131
* Banjo - Hose nipple - Assembly tool - For polyamide	Page 132
* Tee	Page 133
* Hose nipple for polyamide	Pages 134-135
* Double connector	Page 136
* Feed pump	Page 137
* Non-return valve	Page 137
* Pre-Filter	Page 138
* Overflow valve	Page 139
* Diaphragm feed pump	Page 139
* Lead seal and accessories	Page 140
* Repairing hose	Page 140
* Fuel connector	Page 140
* Pressing tool	Page 141
* IVECO hose and hose fittings	Pages 141-BIS and 141-1
* Hose, water hose, tubano, steel tube, silicon hose	Pages 142-145

PVC REINFORCED HOSE

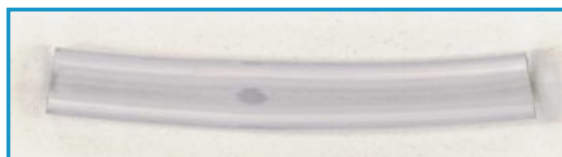
Application range oil, chemicals, solvents ...



Part No	coil	ID	OD	Working pressure	Part No Meter
116VU041	15 m	4	10	24 bars	116VU061
116VU042	15 m	5	11	23 bars	
116VU043	15 m	6	12	23 bars	116VU049
116VU044	15 m	8	14	22 bars	116VU048
116VU045	15 m	9	15	19 bars	116VU060
116VU046	10 m	10	16	17 bars	116VU050
		12	21	10 bars	116VU047
		16	23	10 bars	116VU059
		19	27	10 bars	116AB047
		25	34	7 bars	116AB048

PVC HOSE

Application : **Windscreen cleaner**, water, oil, chemical



Part No	coil	ID	OD	Meter
901LA151	15 m	3	5	901LA158
901LA152	15 m	4	8	901LA157
901LA153	15 m	5	8	901LA150
		9	9	901LA159
901LA154	15 m	6	10	901LA160
901LA155	15 m	7	11	901LA165
901LA156	15 m	9	13	901LA166
		11	15	901LA167
		12	18	901LA168
		14	18	901LA171
		16	22	901LA169
		20	25	901LA170

FUEL HOSE with METALLIC WIRE

Description : DIN 73379 C Hose from synthetic rubber
Braiding from galvanized steel wire ISO 9001

Application : Engine lubricating oils +80° C Cooling materials j+80°C
Diesel fuels +80°C Turpentine +20°C
Herbal greases +80°C Oil containing air +80°C
Resistance to cold -35°C Fuel +40°C
Water +80°C

Part No	ID	OD	Working pressure	Coil
600GB001	4,5	9,5	20 bars	20 m
600GB002	5,5	10,5	20 bars	20 m
600GB003	7,5	12,5	15 bars	15 m
600GB004	9	14	15 bars	10 m
meter delivery				
600GB005	11	17,7	15 bars	mini 5 m.
600GB006	14	21,2	15 bars	mini 5 m.
600GB007	17	24	15 bars	mini 5 m.
600GB008	21,5	30	15 bars	mini 5 m.
600GB009	25	35,8	15 bars	mini 5 m.



HOSE with TEXTILE WIRE

Description : DIN 73379B Hose from synthetic rubber
Up-vulcanized textile network

Application : Super fuels +40°C Diesel fuels +80°C
Air +70°C Water +80° C
Resistance to cold -40°C

Part No	ID	OD	Working pressure	Coil
602GB011	3	7	15 bars	20 m
602GB001	4,5	9,5	15 bars	20 m
602GB002	5,5	10,5	15 bars	20 m
602GB003	7,5	12,5	15 bars	15 m
602GB004	9	15	15 bars	10 m
meter delivery				
602GB005	11	17,5	12 bars	mini. 5 m.
602GB006	15	23	12 bars	mini. 5 m.



FOR NOZZLE HOLDER

602GB012	3,2	7		20 m
602GB021	plug			



MULTI-PURPOSE HOSE WATER AIR-WATER-OIL

Description : NBR hose Working pressure : 25 bars
Textil

Applications : Air-Water-Oil
-40° to + 80° C

Part No	ID	OD
901LA060	5,5	11,5
901LA036	6	14
901LA037	8	16
901LA040	10	18
901LA033	13	21
901LA034	16	25
901LA035	19	29
901LA039	25	36



HOSE with a RUBBER PROTECTION

- Description :** DIN 73379E
Hose interior layer from synthetic rubber, one textile network, external rubber layer
Ozone and light-tear-steadily
- Application :** super fuels +40°C
Fuels to maximum 50% benzene content
Cooling materials +90°C
Resistance to cold -40°C
Diesel fuels +80°C
Air +80°C
Temporary top-level temperature +120°C



Part No	ID	OD	Working pressure	Coil	Meter	Part No
601GB001	4,5	10,5	15	15 m	meter	601GB011
601GB002	5,5	11,5	15	15 m	meter	600GB051
601GB003	7,5	13,5	15	15 m	meter	601GB013
601GB004	9	15	15	10 m	meter	601GB014
					meter	601GB015
					meter	601GB016

LOW PRESSURE HOSE TYPE KRS

DIN 73379 1A

- Description :** Hose interior layer from synthetic layer
Hose cover from synthetic layer
one textile network
- Application :** **Fuels to maximum 50% benzene content + 50°**
Super fuels +40°
Diesel fuels +50°
Resistance to cold -40°
Water and air +50°
Temporary top-level temperature +70°

Part No	ID	OD	Working pressure	Bursting press/bar	Minimum delivery
901LA059	4,5	10,5	10 bars	30	5 m
901LA060	5,5	11,5	10 bars	30	5 m
901LA061	7,5	13,5	10 bars	30	5 m
901LA062	9	15,0	10 bars	30	5 m
901LA069	4,5	10,5	10 bars	30	15 m hose reel
901LA070	5,5	11,5	10 bars	30	15 m hose reel
901LA071	7,5	13,5	10 bars	30	15 m hose reel
901LA072	9	15,0	10 bars	30	10 m hose reel

LOW PRESSURE HOSE TYPE S

- Description :** Synthetic layer
- Application :** Oil +80°
Water and air + 80°
Resistance to cold -35°
Fat 80°
Glycol 80°

Part No	ID	OD	Minimum delivery
600GB020	4,8	8,8	5 m
600GB021	6,0	10,0	5 m
600GB022	8,0	12,0	5 m
600GB023	9,5	13,5	5 m
600GB024	11,5	17,0	5 m
600GB025	14,5	20,5	5 m
600GB026	17,5	24,5	5 m
600GB027	22,0	30,0	5 m
600GB028	25,0	33,0	5 m

Description : Hose interior layer from synthetic rubber
Synthetic rubber layer

1 or 2 textile networks
Resistant to ozone and light-tear-steadily

Application : **Engine lubricating oils +140°C**
Cooling materials 125°C
Oil containing air +80°C

Diesel fuels +80°C
Herbal greases +80°C
Resistance to cold -40°C



Part No	ID	OD	Working pressure	Vacuum bars	Minimum delivery
603GB011	6	12	65 bars	0,90	5 m.
603GB014	8	14	50 bars	0,90	5 m.
603GB012	9,5	15,5	45 bars	0,85	5 m.
603GB015	12	19	45 bars	0,80	5 m.
603GB013	13	22	40 bars	0,75	5 m.
603GB016	16	25	35 bars	0,70	5 m.
603GB017	20	30	33 bars	0,60	5 m.
603GB018	25	35,5	33 bars	0,65	5 m.

HOSE with a RUBBER PROTECTION TYPE OLN

Description : Hose interior layer from synthetic rubber
External rubber layer

1 or 2 textile networks

Application : **Engine lubricating oils +125°C**
Cooling materials +125°C
Oil containing air +70°C

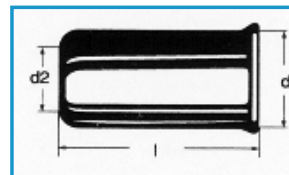
Diesel fuels +80°C
Herbal greases +80°C
Resistance to cold -40°C



Part No	ID	OD	Working pressure	Vacuum bars	Minimum delivery meter
603GB001	4	10	25 bars	0,90	5
603GB002	6	12	25 bars	0,90	5
603GB003	8	14	25 bars	0,90	5
603GB004	9	15	25 bars	0,85	5
603GB005	11	18	20 bars	0,80	5
603GB006	13	22	20 bars	0,80	5
603GB007	16	25	15 bars	0,70	5
603GB008	20	30	12 bars	0,65	5

HOSE SLEEVE

Part No	D1	D2	l
612GB001	9	6,2	17
612VU002	10,5	6,2	15
612VU003	11,5	7,3	15
612VU004	12,5	7,3	18
612VU005	13,5	9,3	20
612GB006	14,5	9,3	20
612VU007	15,5	11,3	20
612VU008	16	11,3	20
612GB009	17	11,3	21
612GB010	18	13,4	21
612GB011	19,5	13,4	20
612GB012	20	13,4	20
612GB020	20	14,5	26
612GB013	22	16,9	32
612GB014	23	16,9	32
612GB014-1	23	INOX	
612GB015	24,5	16,9	32
612GB021	26,5	20,3	32
612GB016	26,5	16,9	32
612GB017	28	19,5	32
612GB018	30	23,7	33
612GB019	33	23,8	33
612GB023	34,5	23,8	35
612GB024	36	25	35
612GB022	38	27	38
612GB025	40	28	40



RING NIPPLES

Steel, galvanized
DIN 7642

Part No	For hose Ø	For hollow screw Ø
604VU001	5	8
604VU002	5	10 and 1/8"
604VU003	5	12
604GB026	5	12,7
604VU004	5	14 and 1/4"
604GB030	6	8
604GB005	6	10 and 1/8"
604GB006	6	12
604GB018	6	12,7
604GB007	6	14 and 1/4"
604GB008	8	10 and 1/8"
604GB009	8	12
604GB020	8	12,7
604GB010	8	14 and 1/4"
604GB011	10	12
604GB031	10	12,7
604GB012	10	14 and 1/4"
604GB013	10	16
604GB032	10	3/8"
604GB014	10	18
604GB015	12	16
604GB033	12	3/8"
604GB016	12	18
604GB017	15	18
604GB034	15	22
604GB035	18	22
604GB036	18	26
604GB037	22	26



DOUBLE RING NIPPLE

Steel, galvanized
DIN 7642

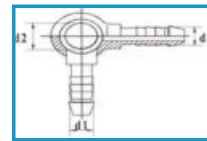
Part No	For hose Ø	For hollow screw Ø
604GB021	5	8
604GB027	5	12
604GB028	6	8
604GB022	6	10 and 1/8"
604GB025	6	14 and 1/4"
604GB038	8	10 and 1/8"
604GB023	8	12
604GB054	8	14 and 1/4"
604GB029	10	12
604GB024	10	14 and 1/4"
604GB039	12	16



DOUBLE RING NIPPLE 90°

Steel, galvanized

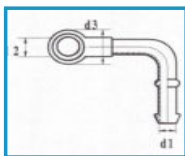
Part No	For hose Ø	For hollow screw Ø
604GB040	5	8
604GB041	5	10



ELBOW 90° with banjo high

steel, galvanized

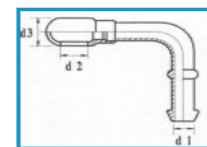
Part No	For hose Ø	For hollow screw Ø
604GB048	5	8
604GB049	6	10 and 1/8"
604GB050	8	12
604GB051	8	14 and 1/4"
604GB052	10	14 and 1/4"
604GB053	12	16



ELBOW 90° with flat banjo

steel, galvanized

Part No	For hose Ø	For hollow screw Ø
604GB042	5	8
604GB043	6	10 and 1/8"
604GB044	8	12
604GB045	8	14 and 1/4"
604GB046	10	14 and 1/4"
604GB047	12	16



BANJO WITH THREAD

Steel, galvanized
DIN 7461

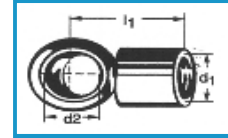
Part No	For hollow screw Ø	Thread cone 60°
604GB060	8	10x1
604GB061	10 and 1/8"	12x1,5
604GB062	12	14x1,5
604GB063	14 and 1/4"	16x1,5
604GB064	16	18x1,5
604GB065	18	22x1,5



BANJO with INSIDE THREAD

Steel, galvanized

Part No	For hollow screw Ø	Inside thread
604GB201	12	14x1,5
604GB200	14	14x1,5



SOLDER BANJO

Steel, galvanized
DIN 7642

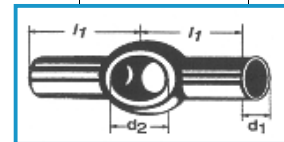
Part No	For hollow screw Ø	For hose OD
604GB118	8	4
604GB119	8	5
604GB113	10	6
604GB114	12	8
604GB120	12	6
604GB110	14	8
604GB115	14	10
604GB116	16	12
604GB121	18	15
604GB111	18	12
604GB122	22	18
604GB123	26	22
604GB117	37	28



DOUBLE SOLDER BANJO

Steel, galvanized

Part No	For hollow screw Ø	For tube OD
604GB125	8	4
604GB126	8	5
604GB127	10 and 1/8"	6
604GB128	12	8
604GB129	14 and 1/4"	10



HOLLOW SCREW

Steel, galvanized
DIN 7643

Part No	Thread
605GB001	6x1
605VU002	8x1
605GB003	8x1,25
605VU004	10x1
605GB028	10x1,25
605GB005	10x1,5
605GB017	12x1
605GB018	12x1,25
605VU006	12x1,5
605VU007	14x1,5
605VU008	16x1,5
605VU009	18x1,5
605GB010	22x1,5
605GB016	26x1,5
605GB013	30x1,5



HOLLOW SCREW

LONG THREAD
Steel, galvanized
DIN 7643S


Part No	Thread	Length
605GB040	10x1	23
605GB041	12x1,5	28
605GB042	14x1,5	32
605GB043	16x1,5	36
605GB044	18x1,5	42



HOLLOW SCREW

Steel, galvanized


Part No	Thread
605GB019	1/8"
605GB011	1/4"
605GB012	3/8"
605GB015	1/2"
605GB020	1/2" - 20 (12,7)
605GB027	3/4"



DOUBLE HOLLOW SCREW


Steel, galvanized

Part No	Thread
605VU021	8x1
605VU022	10x1
605VU023	12x1,5
605VU024	14x1,5
605VU025	16x1,5
605VU026	18x1,5



HOLLOW SCREW (and double) ASSORTED BOX

Part No	content	Quantity
801BA005	VCS M8x1	5
	VCS M10x1	4
	VCS M12x1,5	4
	VCS M14x1,5	6
	VCS M16x1,5	2
	VCS M18x1,5	2
	VCD M8x1	3
	VCD M10x1	2
	VCD M12x1,5	2
	VCD M14x1,5	2
	VCD M16x1,5	1
	VCD M18x1,5	1




HOSE NIPPLE with nut

Steel, galvanized

DIN3863/DIN 38703

cone 24° or 60°


Part No	For hose Ø	Nut thread
Metrical		
606GB001	5	10x1
606GB002	5	12x1,5
606GB003	6	12x1,5
606GB004	6	14x1,5
606GB005	6	16x1,5
606GB006	8	14x1,5
606GB007	8	16x1,5
606GB008	10	16x1,5
606GB009	10	18x1,5
606GB010	12	18x1,5
606GB011	12	22x1,5
606GB012	15	22x1,5
Imperial		
606GB021	5	1/8"
606GB022	6	1/4"
606GB023	8	1/4"
606GB024	10	3/8"
606GB025	12	1/2"
606GB026	15	5/8"



FLAT FLANGED NIPPLE

Steel, galvanized

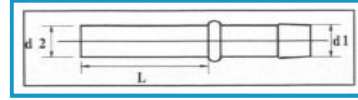
Part No	For hose Ø	Nut thread
Metrical		
607GB001	5	10x1
607GB002	6	12x1,5
607GB003	8	14x1,5
607GB004	8	16x1,5
607GB005	10	16x1,5
607GB006	12	18x1,5
607GB007	15	22x1,5
607GB008	15	26x1,5
Imperial		
607GB021	5	1/8"
607GB022	6	1/4"
607GB023	8	1/4"
607GB024	10	3/8"
607GB025	12	1/2"
607GB026	15	5/8"



HOSE NIPPLE BE

Steel, galvanized

Part No	For hose Ø	Hose nipple BE Ø	Length L
608GB016	4	4	30
608GB013	4,76	4,76	30
608VU001	5	4	30
608GB002	5	5	25
608VU003	6	6	25
608GB004	6	8	22,5
608GB014	6,35	6,35	30
608VU005	8	8	25
608GB006	8	10	24,5
608VU007	10	10	25
608GB008	10	12	25,5
608GB009	12	12	25
608GB010	12	14	27
608GB011	15	15	30
608GB012	15	18	25,5
608GB015	16	16	30
608GB048	18	18	30



LONG HOSE NIPPLE BE

Steel, galvanized

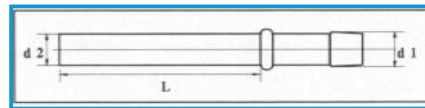
Part No	For hose Ø	Hose nipple BE Ø	Length L
608GB029	4	4	50
608GB024	6	6	50
608GB025	8	8	50
608GB026	10	10	50
608GB028	12	12	50



VERY LONG HOSE NIPPLE BE

Steel, galvanized

Part No	For hose Ø	Hose nipple BE Ø	Length L
608GB040	4	4	200
608GB041	6	6	200
608GB042	8	8	200
608GB043	10	10	200
608GB044	12	12	200

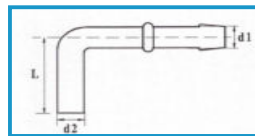


Nut and barrel page see page 17

HOSE NIPPLE BE 90°

Steel, galvanized

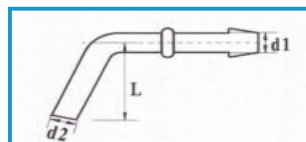
Part No	For hose Ø	Hose nipple BE Ø	Length
608GB045	4	4	30
608GB033	4,76	4,76	35
608GB046	5	4	30
608GB047	5	5	30
608GB023	6	6	30
608GB034	6,35	6,35	40
608GB035	8	8	42
608GB027	10	10	54
608GB036	12	12	55
608GB037	15	15	55
608GB038	18	18	60



HOSE NIPPLE BE 45°

Steel, galvanized

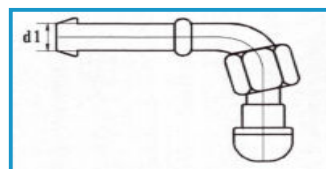
Part No	For hose Ø	Hose nipple BE Ø	Length
608GB017	4	4	30
608GB018	5	5	30
608GB022	6	6	17,1
608GB019	6	6	35
608GB020	8	8	21,4
608GB021	8	8	40
608GB030	10	10	25,8
608GB031	10	10	40
608GB032	12	12	45



ELBOW 90° WITH SEALING CONE

Steel, galvanized

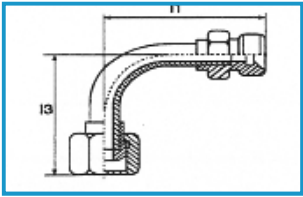
Part No	For hose Ø	Nut thread
607GB113	5	10x1
607GB114	5	1/8"
607GB115	6	12x1,5
607GB116	6	1/4"
607GB117	8	14x1,5
607GB118	8	1/4"
607GB119	10	16x1,5
607GB120	10	3/8"
607GB121	12	18x1,5
607GB122	12	1/2"
607GB123	15	22x1,5
607GB124	15	1/2"



ELBOW 90° WITH SEALING CONE AND EXTERNAL THREAD


Steel, galvanized

Part No	Thread	Nut thread
607GB130	12x1,5	12x1,5
607GB131	14x1,5	14x1,5
607GB132	16x1,5	16x1,5
607GB133	18x1,5	18x1,5
607GB134	22x1,5	22x1,5
607GB135	26x1,5	26x1,5
607GB136	30x1,5	30x1,5



METAL REPAIRING STRAIGHT CONNECTOR

Part No	For hose ID	For hose OD
608GB060	4	4
608GB061	6	6
608GB062	8	8
608GB063	10	10
608GB064	6	8
608GB065	8	10



METAL REPAIRING TEE CONNECTOR

Part No	For hose ID
608GB050	5
608GB051	6
608GB052	8
608GB053	10
608GB054	12

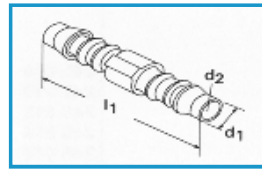


REPAIRING CONNECTOR FOR CAOUTCHOUH HOSE



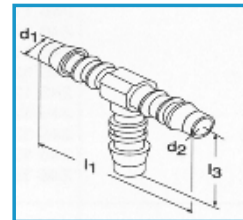
EQUAL and UNEQUAL CONNECTOR

Part No	For hose ID	For hose OD
613GB000	3	3
613GB019	4	3
613GB001	4	4
613GB002	4	6
613GB003	4	8
613GB004	5	5
613GB005	6	6
613GB006	6	8
613GB010	6	10
613GB007	8	8
613GB008	8	10
613GB009	10	10
613GB011	12	8
613GB012	12	10
613GB013	12	12
613GB014	13	13
613GB015	14	14
613GB016	16	16
613GB017	19	19
613GB018	25	25



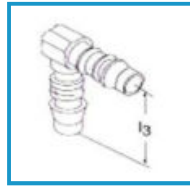
EQUAL and UNEQUAL TEE

Part No	For hose ID	For hose ID middle	For hose ID
613GB020	3	3	3
613GB075	3	4	3
613GB021	4	4	4
613GB076	4	6	4
613GB022	5	5	5
613GB077	6	4	6
613GB023	6	6	6
613GB034	7	7	7
613GB024	8	4	8
613GB025	8	6	8
613GB026	8	8	8
613GB078	8	12	8
613GB027	10	6	10
613GB079	10	8	10
613GB028	10	10	10
613GB080	10	13	10
613GB029	12	6	12
613GB081	12	8	12
613GB082	12	10	12
613GB030	12	12	12
613GB035	13	13	13
613GB036	14	14	14
613GB031	15	6	15
613GB033	15	8	15
613GB032	15	15	15
613GB037	16	16	16
613GB083	18	10	18
613GB084	18	15	18
613GB038	19	19	19
613GB047	25	25	25



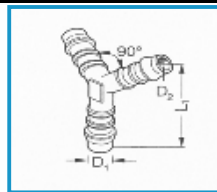
ANGLE UNION

Part No	For hose ID
613GB060	3
613GB061	4
613GB062	5
613GB063	6
613GB064	8
613GB065	10
613GB066	12
613GB067	13
613GB068	14
613GB069	15
613GB070	16
613GB071	19
613GB072	25



Y UNION

Part No	For hose ID
613GB057	3
613GB051	4
613GB052	5
613GB053	6
613GB054	8
613GB055	10
613GB056	12
613GB058	13
613GB059	14
613GB085	16
613GB086	19




REPAIRING CONNECTOR ASSORTED BOX

Part No	content	Quantity
803BA003	straight connector 4-4	4
	straight connector 4-6	4
	straight connector 6-6	4
	straight connector 6-8	2
	straight connector 8-8	2
	straight connector 8-10	2
	straight connector 10-10	2
	tee 6-6-6	2
	tee 8-6-8	2
	tee 8-8-8	2
	tee 10-10-10	2



polyamide



	ID	OD	BLACK			WHITE TRANSLUCENT	
			coil 25 m	(without coil) 25m	roller 100 m	coil 25 m	roller 100 m
	1,7	3					116EB400
	2	4	116VU001		116EB099	116EB300	
	2,3	4	meter delivery		407FA000		
	2,5	4	407FA001				
	3	5	116EB013		116EB100	116EB301	
	3	6		116EB251	116EB101		
	4	6	116VU002		116EB102	116EB302	
	4	8				116EB304	
	5	8		116EB262	116EB097		
	6	8	116VU003		116EB103	116EB303	
MAN-MB	6	9	116EB014		116EB098		
	6	10	407FA005				
	7	10	116VU004		116EB104		116EB405
DAF	7,5	10	116VU005		116EB105		
	8	10	116VU006		116EB106	116EB306	
MAN-MB	8	11	116EB015		116EB108		
	8	12	116EB016		116EB109		
	8,5	12		116EB017			
	8,8	12			116EB110		
	9	12	116VU007		116EB107	116EB307	
Nouveaux MAN	9	14			116EB120		
	10	12	116VU008		116EB113	116EB308	116EB410
Nouveaux MB	10	12,5		116EB264	116EB114		
	10	14	116VU009		116EB115		116EB412
	11	14					116EB413
	11	15		116EB029	116EB116		
	11,32	16			116EB117		
	12	14					116EB414
	12	15	116VU010		116EB118		116EB415
	12	16	116VU011		116EB111		
	13	16					116EB421
	14	16					116EB422
	14	18		116VU012	116EB112		
	15	18				116EB423	
	18	22			116EB119		
	Imperial			roller 30 m			
		1/8"		116EB035			
		5/32"		116EB036			
		3/16"		116EB034			
		1/4"		116EB030			
		3/8"		116EB031			
		1/2"		116EB032			
		5/8"		116EB033			

74324 and 73378 for metrical sizes
SAE J844 for imperial sizes

In yellow, tubes for air brake

Please, ask for color polyamide tube

RING NIPPLE FOR polyamide TUBE

Part No	ID tube	ring eye	Part No	ID tube	ring eye
216BA123	3	12	216BA108	6	16
216BA117	4	6	216BA118	7	14
216BA109	4	8	216BA105	8	12
216BA110	4	10	216BA107	8	14
216VU116	4	12	216BA102	8	16
216BA104	4	14	216BA122	8	18
216BA103	4	16	216BA124	8	22
216BA112	5	8	216BA120	9-10	12
216BA114	5	12	216BA113	9-10	14
216BA119	5	14	216BA101	9	16
216BA106	6	10	216EB009	9	16
216BA115	6	12	216BA121	12	18
216BA111	6	14	216BA125	12	22



RING NIPPLE FOR TUBE

with barrel and nut (cone 24°)

Part No	OD tube	ring eye	Part No	OD tube	ring eye
216EB200	6 L	10	216EB210	10 L	22
216EB201	6 L	12	216EB211	12 L	16
216EB202	8 L	12	216EB212	12 L	18
216EB203	8 L	14	216EB213	12 L	20
216EB204	8 L	16	216EB214	12 L	22
216EB205	10 L	12	216EB215	14 L	18
216EB206	10 L	14	216EB216	14 L	22
216EB207	10 L	16	216EB217	15 L	22
216EB208	10 L	18	216EB218	16 L	20
216EB209	10 L	20	216EB219	16 L	22



HOSE NIPPLE BE FOR polyamide TUBE

Part No	Ø	For tube Ø
216EB011	6	4x6
216EB012	6	6x8
216EB013	8	6x8
216EB014	8	6x8 ou 6x9
216EB015	8	8x10 ou 8x11
216EB016	10	8 ou 9
216EB017	10	10x12
216EB018	12	10x12



IMPACTION NIPPLE FOR polyamide TUBE

Part No	Nut thread	For tube Ø
606GB034	M10x1	4x6
606GB027	M12x1,5	4x6
606GB028	M12x1,5	5x8
606GB029	M14x1,5	5x8
606GB031	M14x1,5	6x8
606GB032	M16x1,5	6x8
606GB030	M16x1,5	8x10 or 8x11
606gb035	M18x1,5	9x12
606GB033	M16x1,5	10x12




ASSEMBLY TOOL


Part No	OD
216EB031	6-8-10-11
216EB032	7-9-12
216EB033	14-15-16
216EB034	6-8-10-11-12-15-16 RVI




MALE NIPPLE Cone 24° for NUT

	For swivel nut	PA Tube	Part No
	6 L - M12x1,5	4x6	227EB097
	8 L - M14x1,5	4x6	227EB093
	8 L - M14x1,5	6x9 or 6x8	227EB098
	10 L - M16x1,5	6x9 or 6x8	227EB094
	12 L - M18x1,5	8x11 or 8 int.	227EB285
	12 L - M18x1,5	9x12	227EB096
	16 L - M22x1,5	12x16	227EB024

VOSS NIPPLE Cone 24° With NUT

	Swivel nut	PA Tube	Part No
	12 L - M18x1,5	9x12	227EB021
	10 L - M16x1,5	8x11	227EB022
	12 L - M18x1,5	10x14	227EB023

MALE NIPPLE Cone 24° For polyamide TUBE

	Thread / Tube	PA Tube	Part No
	M14x1,5 - Tube 8	6x8	216EB020

polyamide RING NIPPLE ASSORTED BOX

Part No	content	Quantity
216BA999	Tube 4x6 - ring eye 8	4
	Tube 4x6 - ring eye 10	4
	Tube 4x6 - ring eye 12	4
	Tube 6x8 - ring eye 10	4
	Tube 6x8 - ring eye 12	4
	Tube 4x6 - ring eye 14	4
	Tube 6x8 - ring eye 14	4
	Tube 8x10 - ring eye 12	4
	Tube 8x10 - ring eye 14	4
	Tube 8x10 - ring eye 16	4
	Tube 10x12 - ring eye 14	8



Part No	content	Quantity
801BA004	Tube 4x6 - ring eye 8	5
	Tube 4x6 - ring eye 10	5
	Tube 4x6 - ring eye 12	10
	Tube 4x6 - ring eye 14	5
	Tube 4x6 - ring eye 16	5
	Tube 5x8 - ring eye 8	5
	Tube 5x8 - ring eye 12	5
	Tube 6x8 - ring eye 10	5
	Tube 6x8 - ring eye 12	5
	Tube 6x8 - ring eye 14	10
	Tube 6x8 - ring eye 16	5
	Tube 8x10 - ring eye 12	5
	Tube 8x10 - ring eye 14	10
	Tube 8x10 - ring eye 16	5
	Tube 9x12 - ring eye 14	5
	Tube 9x12 - ring eye 16	5
	Tube cutter	1



STRAIGHT polyamide CONNECTOR

Part No	ID
255FR159	4-6
227EB442	4-4
255FR155	6-9
255FR156	8-8
255FR157	9-9
255FR158	12-12
255FR1581	14-14
255FR1582	16-16




EQUAL TEE

Part No	Description
255FR149	TEE ID 4
255FR150	TEE ID 6
255FR151	TEE ID 8
255FR152	TEE ID 9
255FR153	TEE ID 12
255FR1531	TEE ID 14
255FR1532	TEE ID 16



UNEQUAL TEE

Part No	Description	1	2	3
255FR142	TEE TUBE	6	4	6
255FR143	TEE TUBE	9	9	6
255FR144	TEE TUBE	9	9	4
255FR145	TEE TUBE	8	6	8
255FR146	TEE TUBE	9	6	9



polyamide RING NIPPLE ASSORTED BOX

Part No	content	Quantity
216BA999	Tube 4x6 - ring eye 8	4
	Tube 4x6 - ring eye 10	4
	Tube 4x6 - ring eye 12	4
	Tube 6x8 - ring eye 10	4
	Tube 6x8 - ring eye 12	4
	Tube 4x6 - ring eye 14	4
	Tube 6x8 - ring eye 14	4
	Tube 8x10 - ring eye 12	4
	Tube 8x10 - ring eye 14	4
	Tube 8x10 - ring eye 16	4
	Tube 10x12 - ring eye 14	8



Part No	content	Quantity
801BA004	Tube 4x6 - ring eye 8	5
	Tube 4x6 - ring eye 10	5
	Tube 4x6 - ring eye 12	10
	Tube 4x6 - ring eye 14	5
	Tube 4x6 - ring eye 16	5
	Tube 5x8 - ring eye 8	5
	Tube 5x8 - ring eye 12	5
	Tube 6x8 - ring eye 10	5
	Tube 6x8 - ring eye 12	5
	Tube 6x8 - ring eye 14	10
	Tube 6x8 - ring eye 16	5
	Tube 8x10 - ring eye 12	5
	Tube 8x10 - ring eye 14	10
	Tube 8x10 - ring eye 16	5
	Tube 9x12 - ring eye 14	5
	Tube 9x12 - ring eye 16	5
	Tube cutter	1



STRAIGHT polyamide CONNECTOR

Part No	ID
255FR159	4-6
227EB442	4-4
255FR155	6-9
255FR156	8-8
255FR157	9-9
255FR158	12-12
255FR1581	14-14
255FR1582	16-16




EQUAL TEE

Part No	Description
255FR149	TEE ID 4
255FR150	TEE ID 6
255FR151	TEE ID 8
255FR152	TEE ID 9
255FR153	TEE ID 12
255FR1531	TEE ID 14
255FR1532	TEE ID 16




UNEQUAL TEE

Part No	Description	1	2	3
255FR142	TEE TUBE	6	4	6
255FR143	TEE TUBE	9	9	6
255FR144	TEE TUBE	9	9	4
255FR145	TEE TUBE	8	6	8
255FR146	TEE TUBE	9	6	9



EQUAL ELBOW

Part No	Ø INTERNAL
255FR1591	10



THREAD NIPPLE FOR polyamide TUBE cone 60°

Steel, galvanized


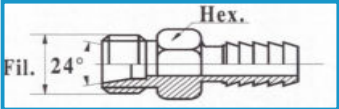
Part No	For hose ID	Thread
607GB250	6	M12x1,5
607GB251	6	M14x1,5
607GB252	8	M14x1,5
607GB253	10	M16x1,5
607GB254	12	M18x1,5
607GB255	15	M22x1,5



THREAD NIPPLE FOR polyamide TUBE (for conical ring)

Steel, galvanized


Part No	For hose ID	Thread
607GB260	5	M10x1
607GB261	6	M10x1
607GB262	6	M12x1,5
609GB071	6	M12x1
609GB072	8	M12x1
607GB265	8	M12x1
607GB266	10	M16x1,5
607GB267	12	M18x1,5
607GB268	15	M22x1,5
607GB269	18	M26x1,5

THREAD NIPPLE FOR polyamide TUBE (for barrel ring)

Steel, galvanized


Part No	For hose ID	Thread	For tube ID
609GB041	5	M8x1	4
609GB042	6	M12x1,5	6
609GB043	8	M14x1,5	8
609GB044	10	M16x1,5	10
609GB045	12	M18x1,5	12
609GB046	15	M22x1,5	15
609GB047	15	M22x1,5	16
609GB048	15	M26x1,5	18



CYLINDRICAL THREAD NIPPLE FOR polyamide TUBE (for ring)

Steel, galvanized


Part No	For hose ID	Thread
609GB001	5	M10x1
609GB002	6	M12x1,5
609GB003	8	M12x1,5
609GB004	8	M14x1,5
609GB005	10	M16x1,5
609GB006	12	M18x1,5
609GB007	15	M22x1,5
609GB008	15	M26x1,5



CYLINDRICAL THREAD (BSP) NIPPLE FOR polyamideE TUBE (for ring)

Steel, galvanized

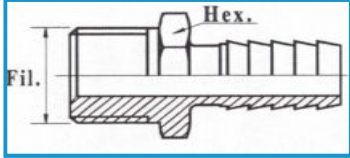
Part No	For hose ID	Thread
609GB021	5	1/8"
609GB022	6	1/8"
609GB023	6	1/4"
609GB018	8	1/8"
609GB024	8	1/4"
609GB029	8	3/8"
609GB025	10	1/4"
609GB026	10	3/8"
609GB027	12	3/8"
609GB028	12	1/2"
609GB019	15	1/2"



CONICAL THREAD (BSP) NIPPLE

Steel, galvanized

Part No	For hose ID	Thread
609GB030	6	1/8"
609GB031	6	1/4"
609GB032	8	1/8"
609GB033	8	1/4"
609GB034	8	3/8"
609GB035	10	1/4"
609GB036	10	3/8"
609GB037	12	3/8"
609GB038	12	1/2"
609GB039	15	1/2"
609GB040	18	3/4"



CONICAL THREAD (NPT) NIPPLE

Steel, galvanized

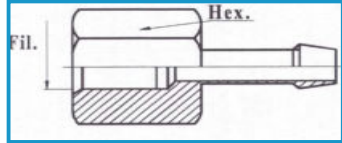
Part No	For hose ID	Thread
609GB050	6	1/8"
609GB051	6	1/4"
609GB052	8	1/4"
609GB053	10	1/4"
609GB054	10	3/8"



FEMALE THREAD NIPPLE

Steel, galvanized


Part No	For hose ID	Thread
609GB049	8	1/4"



DOUBLE CONNECTOR for BALL FITTING (2 cones 60°)

Steel, gvanized

Part No	Thread	Thread
610GB001	M10x1	M10x1
610GB002	M10x1	M12x1,5
610GB003	M12x1,5	M12x1,5
610GB004	M12x1,5	M14x1,5
610GB005	M14x1,5	M14x1,5
610GB006	M14x1,5	M16x1,5
610GB007	M16x1,5	M16x1,5
610GB008	M16x1,5	M18x1,5
610GB009	M16x1,5	M22x1,5
610GB010	M18x1,5	M18x1,5
610GB011	M18x1,5	M22x1,5
610GB012	M22x1,5	M22x1,5
610GB013	M26x1,5	M26x1,5
610GB015	1/4"	R1/4"
610GB016	3/8"	R3/8"
610GB017	1/2"	R1/2"
610GB018	3/4"	R3/4"



DOUBLE CONNECTOR for BALL FITTING (1 cone 60°)

Steel, gvanized


Part No	Thread Flat side	Thread cone 60° side
611GB001	M8x1	M10x1
611GB002	M10x1	M12x1,5
611GB003	M12x1,5	M14x1,5
611GB004	M14x1,5	M16x1,5
611GB005	M16x1,5	M18x1,5
611GB006	M18x1,5	M22x1,5
611GB007	M22x1,5	M26x1,5
611GB008	1/8"	M12x1,5
611GB009	1/4"	M12x1,5
611GB010	1/4"	M14x1,5
611GB011	1/4"	M16x1,5
611GB012	3/8"	M16x1,5
611GB013	3/8"	M18x1,5
611GB014	1/2"	M18x1,5
611GB015	1/2"	M22x1,5



METRICAL SEALING CONE SCREW PLUG

Steel, gvanized

Part No	Description
611GB101	M12x1,5
611GB102	M14x1,5
611GB103	M16x1,5
611GB104	M18x1,5
611GB105	M20x1,5
611GB106	M22x1,5
611GB107	M26x1,5



Steel, gvanized

Part No	Description
611GB121	1/4"
611GB122	3/8"
611GB123	1/2"
611GB124	5/8"
611GB125	3/4"
611GB126	1"
611GB127	1"1/4
611GB128	1"1/2

FEED PUMP

Part No	Description	
614GB000	Feed pump M22x1 (plastic)	
614GB001	Feed pump M16x1,5 (plastic)	
614GB011	Feed pump (Metal)	
614GB020	Repairing kit for feed pump	

FUEL PUMP WITH PREFILTER








Part No	Description		
615GB020	Female thread M14x1,5 OEM MB 000 090 6050		
615GB021	Repair set (sight glass+filter+seal) OEM MB 000 090 6050 OEM RVI 5010412930		
615GB025	OEM RVI 5010412930		
615GB026	OEM IVECO 500316868		

NON-RETURN VALVE (aluminum)


for polyamide and fuel hose)

Part No	For ID hose	
616GB010	6	
616GB011	8	
616GB012	10	
616GB013	12	

PRE-FILTER



Part No	Description		
615GB000	Complet pre-filter M14x1,5 Fixing hole (glass)	High 114 mm	
615GB009	Sight glass for 615GB000		
615GB010	Seal for 615GB000		
615GB016	Filter for 615GB000		
615GB017	Spring		
615GB001	Pre-filter	High 111 mm	  
615GB002	Repairing kit Filter, sight glass, spring, seal.		
615GB003	Repairing kit Filter, spring, seal.		
615GB004	Filter		
615GB004	Filter		
615GB013	Pre-filter 2 457 434 009		  
615GB014	Repairing kit Filter + sight glass + seal + spring		
615GB015	Repairing kit Filter + seal + spring		

PETROL FILTER



Part No	Description	
615GB018	Petrol filter	

OVERFLOW VALVE

Steel, galvanized

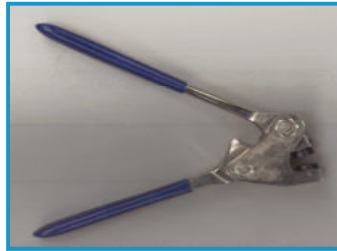
Part No	Thread	allowance for tare
616GB001	M12x1,5	0,5 to 1 bar
616GB002	M12x1,5	1,0 to 1,5 bar
616GB003	M14x1,5	0,2 to 0,3 bar
616GB005	M14x1,5	1,0 to 1,5 bar
616GB006	M14x1,5	1,3 to 1,8 bar
616GB007	M18x1,5	1,0 to 1,3 bar
		
616GB008	M14x1,5	1,0 to 1,5 bar
		

DIAPHRAGM FEED PUMP

Part No	description
620GB001	For Deutz F3 - F6L 912
620GB002	For Deutz F2L - 912
620GB003	For Deutz F2L - 511
	
	

LEAD SEAL and ACCESSORIES

Part No	Description
616GB021	Sealing plier
616GB020	Standard stamp for sealing plier
616GB022	Sealing wire 100 m.
616GB024	Lead seal Ø 9 mm for 2 wires
616GB025	Lead seal Ø 10 mm for 2 wires



REPAIRING HOSE for INJECTION PIPE

Part No	Nut thread A	Nut thread B
650IN001	M12x1,5	M12x1,5
650IN002	M14x1,5	M14x1,5
650IN003	M12x1,5	M14x1,5

Length 800 mm.
Working pressure 730 bars.



FUEL CONNECTOR

Part No	For hose OD
619GB001	4
619GB003	6
619GB004	8
619GB005	10
619GB006	12

Material : NI brass
Pressure : 20 bars
Push-in
Viton sealing




LOW PRESSURE PRESSING TOOL

For air and fuel hoses

Part No	Description
618GB001	PRESSING TOOL (BIG MODEL) With two dies sets (one in the hand lever) Pressing Ø 10 to 30 mm
618GB002	Die set Ø 10 to 17 mm
618GB003	Die set Ø 17 to 30 mm



Part No	Description
618GB004	PRESSING TOOL (LITTLE MODEL) With a die set Pressing Ø 10 to 17 mm Use only in the vice
618GB005	Die set





LAW PRESSURE CRIMPING TOOL

Part No
618GB006

Can be use directly of the vehicule
Crimping Ø 9 to 21 mm
Length : 72 cm
Width : 27 cm
Height : 11 cm
Weight : 9 kg



TECTOR HOSE
IVECO

Part No	OEM	
210EB200	504092326	
210EB201	504120585	
210EB202	504087233	
210EB203	504087127	
210EB204	504087161	

DOUBLE HOSE CONNECTORS KIT

Fast and easy to fit, universal coverage
For passenger cars, light-duty commercial vehicles, agriculture

Part No	content
906LA999	straight - elbow - reductor - tee - 3 and 4 way

Material : glass-reinforced nylon

Temperature -40° C to +130 ° C

Maximum working pressure : 6 bars

Chemical resistance : petrol, diesel, oil, LPG, coolant additives



WATER, AIR, OIL HOSE

RADIATOR HOSE

Part No	ID	Thickness
901LA000	8	3,5
901LA001	10	3
901LA002	12	3,5
901LA003	13	3,5
901LA004	15	3,5
901LA005	18	3,5
901LA006	20	3,5
901LA007	22	3,5
901LA008	25	3,5
901LA009	28	4
901LA010	30	4
901LA011	32	4
901LA012	35	4
901LA013	38	5
901LA014	40	5
901LA015	42	5
901LA016	45	5
901LA017	48	5
901LA018	50	5
901LA019	55	5
901LA020	60	5
901LA021	65	5
901LA022	70	5
901LA023	75	5,5
901LA024	80	6
901LA025	85	6
901LA026	90	6
901LA027	100	6,5
901LA028	105	6,5

Temperature : -40°C to + 130°C
Working pressure : 3 bars

Diameter 8 to 25 could be delivered in 1 meter length or more
Diameter 28 to 80 could only be delivered in 1 meter length.



TUBANO

Part No	Ø	Bending radius/mm
901LA101	20-25	70
901LA102	25-31	85
901LA103	31,5-36	105
901LA104	33,5-38	110
901LA105	37-44	115
901LA106	44-48	120
901LA107	48-55	125
901LA108	55-65	130
901LA109	65-75	140

Temperature : -30°C to + 135°C
For hot water, very flexible
Length : 1 meter



PRESENTOIR


Display unit

901LA999 20 to 55



HEATING HOSE

Part No	ID	OD	
903LA001	30,5	35	Material : aluminum, paper, plastic Temperature : -40° to +130°C Minimum delivery : 5 meters
903LA002	32	36,5	
903LA003	35	39,5	
903LA004	40	44,5	
903LA005	45	49,5	
903LA006	50	55	
903LA007	55	60	
903LA008	60	65	
903LA009	65	70	
903LA010	70	75	
903LA011	75	80	
903LA012	80	85,5	
903LA013	90	95,5	
903LA014	100	106	
903LA015	110	116	



NEOPRENE HOSE

Part No	ID		
906LA000	32	Very flexible hose	
906LA007	35	Temperature : -55° to +125°C	
906LA015	38	Hot air	
906LA008	40	Gas extraction and suction	
906LA009	44		
906LA001	50	Length : 4 m	
906LA010	57	Please ask for others diameters and lengthes	
906LA002	60		
906LA011	65		
906LA003	70		
906LA012	75		
906LA004	80		
906LA005	90		
906LA018	95		
906LA006	100		
906LA013	115	Ø 32 to 75 : 4m long	
906LA017	120	Ø 80 to 130 : 6m long	
906LA016	125		
906LA014	130		
906LA019	150		

HEATING HOSE

Part No	ID	OD	
903LA101	22	25,5	Material : stainless steel Temperature : 400 °C One to 50 meters long
903LA102	24,5	28	
903LA103	30	33,5	
903LA104	38	41,5	
903LA105	40	43,5	
903LA106	55	58,5	
903LA107	70		
903LA108	80		



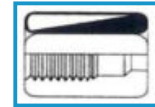

Steel, galvanized
Seamless
Length : 6m



Part No	OD	ID	Thickness	Working pressure
904LA022	6	2	2	690
904LA023	6	1,5	2,25	730

FITTINGS FOR INJECTION PIPE

Part No	Description	
613GB041	Diesel quick connection	M12x1,5
613GB042	Diesel quick connection	M14x1,5
613GB044	Cutting ring for diesel quick connection tube Ø 6	M12x1,5+M14x1,5
613GB049	Soldering nipples for union nut	M12x1,5
613GB050	Soldering nipples for union nut	M14x1,5
613GB048	Soldering nipples for union nut	M18x1,5
613GB045	Union nut	M14x1,5
613GB046	Union nut	M12x1,5
613GB043	Union nut	M18x1,5
613GB039	Tube support for nut	M12x1,5
613GB040	Tube support for nut	M14x1,5



SEAMLESS PRECISION STEEL TUBE

Steel, galvanized and coated. Outside hot galvanized
Seamless
Length : 6m



Part No	OD	ID	Thickness	Working pressure
904LA101	4	3	0,5	200
904LA102	5	3	1	400
904LA103	6	4	1	300
904LA104	8	6	1	228
904LA105	10	8	1	172
904LA106	12	9	1,5	228
904LA107	14	10	2	309
904LA108	15	12	1,5	192
904LA109	16	13	1,5	177
904LA110	18	15	1,5	154

VQM type silicone tubing with 3 layers of polyester fibre.

Inside and outside blue and smooth

Temperature : -50° to + 180° C

Application : cooling and heating systems in buses and lorries

Part No	Ø
906LA132	6
906LA131	8
906LA101	10
906LA130	12
906LA102	14
906LA103	16
906LA104	18
906LA137	19
906LA105	20
906LA106	22
906LA107	25
906LA108	28
906LA109	30
906LA111	32
906LA110	35
906LA112	38
906LA113	40
906LA114	42
906LA115	45
906LA116	48
906LA117	50
906LA129	51
906LA118	55
906LA128	57
906LA119	60
906LA127	63
906LA120	65
906LA121	70
906LA122	75
906LA123	76
906LA124	80
906LA139	83
906LA138	85
906LA125	90
906LA126	100
906LA134	127
906LA133	130
906LA136	140
906LA135	150



VQM type silicone tubing with 2 layers of polyester fibre. and one stainless steel spiral

Inside and outside blue and smooth

Temperature : -50° to + 180° C

Application : cooling and heating systems in buses and lorries.

Part No	Ø
906LA201	10
906LA202	13
906LA203	16
906LA204	18
906LA205	20



WQM type silicone tubing with 3 layers of polyester fibre.

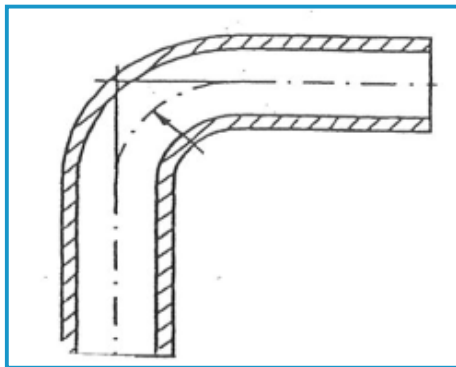
Inside and outside blue and smooth

Temperature : -50° to + 180° C

Application : cooling and heating systems in buses and lorries

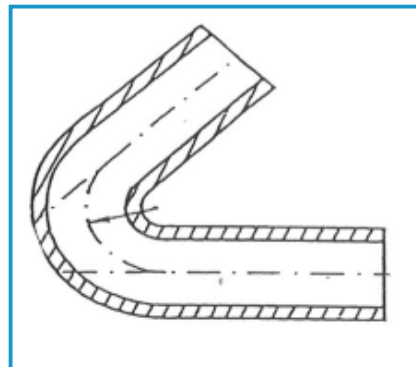
90° ELBOW

Part No	Ø	Length/mm
906LA175	16	250
906LA176	18	250
906LA199	19	102
906LA177	20	250
906LA173	22	102
906LA178	22	250
906LA164	25	250
906LA171	28	250
906LA172	30	250
906LA174	32	250
906LA170	35	250
906LA161	38	250
906LA163	40	250
906LA189	40	250
906LA233	42	150
906LA165	45	250
906LA234	48	250
906LA188	50	250
906LA162	51	250
906LA190	55	250
906LA166	60	250
906LA185	60	200
906LA218	63	250
906LA200	65	250
906LA181	70	250
906LA230	76	250
906LA167	80	250
906LA167-1	80	200
906LA168	90	250
906LA169	100	250



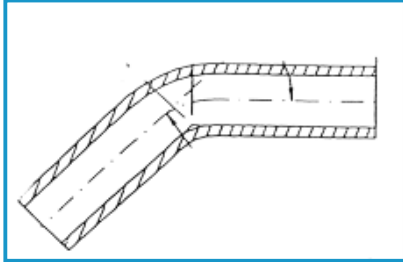
45° ELBOW

Part No	Ø	Length/mm
906LA191	13	102
906LA180	16	102
906LA192	18	102
906LA193	20	102
906LA194	22	102
906LA160	25	102
906LA195	28	102
906LA196	32	102
906LA197	35	102
906LA186	40	150
906LA198	45	102
906LA187	50	100
906LA184	51	102
906LA228	57	102
906LA182	60	102
906LA231	80	102



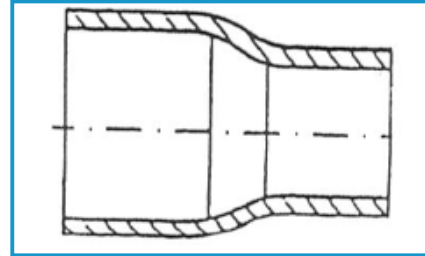
135 ELBOW

Part No	Ø	Length/mm
906LA219	16	102
906LA221	20	102
906LA222	22	102
906LA223	25	102
906LA224	28	102
906LA225	32	102
906LA226	35	102
906LA235	38	102
906LA236	40	102
906LA227	45	102
906LA238	48	102
906LA159	51	102
906LA239	57	102
906LA229	60	102
906LA183	80	102
906LA240	100	102



REDUCTOR

Part No	Ø	Length/mm
906LA153	20-30	102
906LA157	35-40	76
906LA158	45-51	76
906LA150	50-70	127
906LA154	50-60	250
906LA232	51-38	102
906LA149	51-63	76
906LA151	54-51	102
906LA155	55-60	127
906LA152	57-70	127
906LA148	60-50	127
906LA156	60-70	102



Aluminium Female Adaptor

Part No	Ø	Length mm
906LA799	6	35
906LA800	8	35
906LA801	10	35
906LA802	12	35
906LA803	13	35
906LA804	14	40
906LA805	16	40
906LA806	18	40
906LA808	20	40
906LA809	22	40
906LA810	25	40
906LA811	28	40








Part No	Ø	Length mm
906LA812	30	40
906LA813	32	40
906LA814	35	40
906LA815	38	40
906LA816	40	40
906LA818	45	45
906LA821	50	50
906LA822	54	50
906LA824	60	50
906LA827	70	50
906LA829	75	50
906LA830	80	50



Part No	Description	OEM	
DAF			
906LA300	DURIT TURBO DAF Ø 100x130 ROUGE 1 ONDULATION	1204236 - 0292577 1346328 - 0291452 1286075	
906LA301	DURIT TURBO DAF Ø 100x155x195 NOIRE	1353428	
906LA302	DURIT TURBO DAF Ø 76x75 ROUGE	1377572 - 0528299 0281514	
IVECO			
906LA320	DURIT TURBO IVECO Ø 90x190 ROUGE 3 ONDULATIONS	41026109 - 41026110	
906LA321	DURIT TURBO IVECO Ø 90x170 ROUGE 2 ONDULATIONS	42088621	
906LA322	DURIT TURBO IVECO Ø 90x140 ROUGE	390581	

MAN

Part No	Description	CLM	
906LA340	DURIT MAN Ø 100x130	81.96301-0600	
906LA341	DURIT MAN Ø 100x180 ROUGE	81.96320-0132	
906LA342	DURIT TURBO MAN Ø 100x190 ROUGE 3 ONDULATIONS	81.96301-0648	
906LA343	DURIT TURBO MAN Ø 100x235 ROUGE 5 ONDULATIONS	81.96301-0587 81.96301-543	
906LA344	DURIT MAN Ø 100x80 ROUGE	81.96301-0624	
906LA345	DURIT MAN Ø 38x85-90 BLEUE	81.96301-0387	
906LA346	DURIT MAN Ø 50x110 ROUGE	81.96330-300	

Part No	Description	OEM	
MAN			
906LA347	DURIT TURBO MAN Ø 50x160 ROUGE 3 ONDULATIONS	81.96320-0159	
906LA348	DURIT MAN Ø 50x80 ROUGE	51.96330-0359	
906LA349	DURIT MAN Ø 60x85 BLEUE	81.96305-0134	
906LA350	DURIT MAN Ø 65x110 ROUGE	81.90632-0170	
906LA351	DURIT TURBO MAN Ø 65x180 ROUGE 4 ONDULATIONS	81.96320-0175 81.96320-0148 81.96320-0115	
906LA352	DURIT MAN Ø 75x120 ROUGE	51.96330-0190	
906LA353	DURIT MAN Ø 90x120 ROUGE	81.96301-0594	

Part No	Description	OEM	
MAN			
906LA354	DURIT TURBO MAN Ø 90x205 ROUGE 5 ONDULATIONS	81.96301-0590	
906LA355	DURIT TURBO MAN Ø 90x290 BLEUE 7 ONDULATIONS	81.96301-0668 81.96301-0900 81.96301-0903 81.96301-0901 81.96301-0883 81.96301-0902	
906LA356	DURIT TURBO MAN Ø 90x290 ROUGE 7 ONDULATIONS	81.96301-0900	
906LA357	DURIT TURBO MAN Ø 90x290 NOIRE 7 ONDULATIONS	81.96301-0668	
906LA358	DURIT TURBO MAN Ø 50-65x190 ROUGE 3 ONDULATIONS REDUCTEUR	81.96320-0168	
MERCEDES			
906LA380	DURIT MERCEDES Ø 100x100 ROUGE	00-20946982	
906LA381	DURIT TURBO MB Ø 100x150 ROUGE 2 ONDULATIONS	A024 997 0782 4.741.220.4000 151	






Part No	Description	OEM	
MERCEDES			
906LA382	DURIT TURBO MB Ø 100x190 ROUGE 3 ONDULATIONS	A024 997 03 82	
906LA383	DURIT TURBO MB Ø 100x205 ROUGE 4 ONDULATIONS	20946382 20945282	
906LA384	DURIT TURBO MB Ø 100x230 ROUGE 6 ONDULATIONS	002 094 60 82	
906LA385	DURIT TURBO MB Ø 100x250 ROUGE 7 ONDULATIONS	20947682 0020945000	
906LA386	DURIT MERCEDES Ø 100-115x130 ROUGE	0009970653	
906LA387	DURIT MERCEDES Ø 115x100 ROUGE	A0029970852	
906LA388	DURIT TURBO MB Ø 115x160 ROUGE 2 ONDULATIONS	A0029975452	

Part No	Description	OEM	
MERCEDES			
906LA389	DURIT TURBO MB Ø 115x210 ROUGE 5 ONDULATIONS	A0020945582 20946682	
906LA390	DURIT TURBO MB Ø 115x210 BLEUE 5 ONDULATIONS	A0020945782	
906LA391	DURIT MERCEDES Ø 150x100 ROUGE	A0029976352	
906LA392	DURIT MERCEDES Ø 50-60x120 ROUGE	A0029872443	
906LA393	DURIT MERCEDES Ø 50-70x140 GRISE	0009872443	
906LA394	DURIT MERCEDES Ø 60x100 ROUGE	900 271 060 002	
906LA395	DURIT MERCEDES Ø 60x70 ROUGE		

Part No	Description	OEM	
MERCEDES			
906LA396	DURIT MERCEDES Ø 60-65x110 ROUGE	A0015013982	
906LA397	DURIT TURBO MB Ø 79-84x320 BLEUE <i>REDUCTEUR 8 ONDULATIONS</i>	A3 3715018082	
906LA398	DURIT TURBO MB Ø 79-84x320 ROUGE <i>REDUCTEUR 8 ONDULATIONS</i>	A3 3715018082	
906LA399	DURIT TURBO MB Ø 83x200 BLEUE <i>4 ONDULATIONS</i>	A0005010182	
906LA400	DURIT TURBO MB Ø 83x200 ROUGE <i>4 ONDULATIONS</i>	A0005010082	
906LA401	DURIT TURBO MB Ø 85x200 ROUGE <i>4 ONDULATIONS</i>	A0005016082	
906LA402	DURIT TURBO MB Ø 85x200 BLEUE <i>4 ONDULATIONS</i>	A0005016182	

Part No	Description	OEM	
NEOPLAN			
906LA420	DURIT TURBO NEOPLAN Ø 100x150 ROUGE 2 ONDULATIONS	A024 997 0782 4.741.220.4000	
RENAULT			
906LA430	DURIT RENAULT Ø 100x120 ROUGE	5010211836 5010138320 5010095482	
906LA431	DURIT RENAULT Ø 46x100 BLEUE	5005026298	
906LA432	DURIT TURBO RENAULT Ø 90x255 ROUGE 6 ONDULATIONS	5010315483	
906LA433	DURIT TURBO RENAULT Ø 79x325 ROUGE 8 ONDULATIONS	5010514310	
906LA434	DURIT TURBO RENAULT Ø 90x255 NOIRE 6 ONDULATIONS	5010315487	
906LA435	DURIT RENAULT Ø 80x210/280 NOIRE EN « S »	5010514309	

Part No	Description	OEM	
RENAULT			
906LA436	<p>DURIT RENAULT</p> <p>Ø 80x325/330 ROUGE</p> <p>EN « S »</p>	5010514306	
SCANIA			
906LA450	<p>DURIT TURBO SCANIA</p> <p>Ø 100x182 ROUGE</p> <p>5 ONDULATIONS</p>	<p>1358202</p> <p>1442579</p> <p>1522011</p> <p>1522010</p>	
906LA451	<p>DURIT TURBO SCANIA</p> <p>Ø 90x140 BLEUE</p> <p>1 ONDULATION</p>	390581	
906LA452	<p>DURIT TURBO SCANIA</p> <p>Ø 90x140 ROUGE</p> <p>1 ONDULATION</p>	488368	
VOLVO			
906LA470	<p>DURIT VOLVO</p> <p>Ø 57x65 GRISE</p>	470464	
906LA471	<p>DURIT VOLVO</p> <p>Ø 19x60 BLEUE</p>	466328	
906LA472	<p>DURIT VOLVO</p> <p>Ø 76x60 BLEUE</p>	470327	

VOLVO			
906LA473	DURIT TURBO VOLVO Ø 66x245 BLEUE 5 ONDULATIONS	1676744 1675097 1675579 20441625	
906LA474	DURIT TURBO VOLVO Ø 80x390 BLEUE 9 ONDULATIONS	8149800 1665556	
906LA475	DURIT TURBO VOLVO Ø 100x148 NOIRE 5 ONDULATIONS	20463924 20561450 167481	
906LA476	DURIT VOLVO Ø 21x65-90 BLEUE	1605209	
906LA477	DURIT TURBO Ø 50 - 60 Lg 95		
906LA478	DURIT TURBO Ø 56 - 60 Lg 95		
906LA479	DURIT TURBO Ø 56 - 60 Lg 120		
906LA323	DURIT TURBO Ø 60 - 70 Elbow 135°		

SUMMARY		Pages
Truck King Pin Press		3 to 4
Hydraulic cylinder 30 tons		5 to 7
Set for silent bearing change		8 to 11
Axle puller		11
Puller for brake linkage adjusters		12
Ball joint extractor		13 to 17
Fork separator		18
Internal bearing extractor		19
Extractor		20 to 21
Universal hydraulic hub puller		22
Extractors		23
Ring slogging spanner		24
Sockets and accessories		25 to 29
Double wrench		30
Tyre fitting equipment		31
6 point box spanner		32-33
8 point box spanner		34-35
Universal wrench		36
BPW wrench		37
Special wrench		38
MAN		39 to 41
MERCEDES		42 to 43
VOLVO		44 to 45
SCANIA		46
IVECO		47
DAF		48
RVI		49
KNORR		50
TORX socket "impact"		51
Thread repair tool		52
Thread file		53
Calliper		54
2 Speed torque wrench		55
Adjustable hook spanner wrench		56
Ajustable gland nut wrench		56
Brake spring plier		57
Truck clutch aligner		58
Air pressure gauge		59
Injector socket for MAN and MB		60
Rotator socket		61
Oil filter wrench		62
Pompe to tarer		63
Law pressure pressing tool		64
Gripping plier and tube cutter		65
Bending tool		66
Flaring tool		67-68
High intensify flexible inspection light + mirror		69
Magnetic tray - infra-red temperature pick-up		70




Upwards



Downwards



May be used for assembled and disassembled front axles (upwards)



Downwards disassembling



Downwards rotatable (90°)

TECHNICAL DATA

Hydraulic cylinder	75 tons
Piston stroke	155 mm
Operation pressure	700 bar
Oil charge	2,5 litres
High pressure hose	Length 1,8 m
Clearance between studs	370 mm

Content

Transport cart
Hydraulic hose
Bushes set
2 hexagon nuts 45mm
Hydraulic cylinder 75 t
Cylinder reception
Air hydraulic pump
Bolt bushing set

TRUCK KING PIN PRESS 75ts KIT + HYDRAULIC CYLINDER 29 ts + Kit

ROTATABLE

Part No 950MA382




**Truck King Pin Press
950MA380**



**Hydraulic hollow cylinder 29 ts
954MA004**



**Hydraulic cylinder kit + spindle 30 mm
954MA016**



For assemble and disassemble the silent bearings

Part No 954MA004

Technical data

Stroke	63 mm	Hollow plunger (pull and push forces)
Collapsed height	200 mm	Single-acting, spring return
Center hole Ø	33 mm	Nickel-plated, floating center tube
Weight	11,20 kg	Baked enamel finish
		Collar thread for easy fixturing




Hydraulic hollow cylinder : Part No 954MA004



**Turbo Air Hydraulic Pump
Part No 950MA372**

Maximum pressure	700 bar
External adjustable pressure relief valve	7,24 kg
Noise reducer	
Internal pressure relief valve	



Hand pump Part No 954MA001

Maximum pressure	700 bar
Two speed	
Lightweight and compact design	
Internal pressure relief valve	




High Pressure Hose Part No 954MA005

Length 2 m

Gauge Part No 954MA013

Capacity 0-20/30-60 - Division 1T
Thread 3/8" NPTF



Gauge Adaptor Part No 954MA014

Gauge port 3/8" NPTF
Male end : 3/8" NPTF
Female end : 3/8" NPTF



HYDRAULIC CYLINDER KIT + SPINDEL Ø 30 mm

PART NUMBER : 954MA016



Only Spindles : Ø 30 mm, nuts, etc... Part nr 953MA998

Spacer ID = 71,5 mm

<u>Optional : spindles</u>	Ø 20	950MA470
	Ø 22	953MA996
	Ø 24	953MA997



For assemble or disassemble silent bearings



HYDRAULIC CYLINDER SET

Part No 950MA384



Hydraulic hollow cylinder
954MA004



Turbo Air Hydraulic Pump
950MA372



High Pressure Hose
954MA005



Hydraulic cylinder kit
954MA016

HYDRAULIC HOLLOW CYLINDER 20 TS

PART Nr 954MA040

Caractéristiques

Stroke	48 mm	Hollow plunger (pull and push forces)
Collapsed height	172 mm	Single-acting, spring return
Center hole Ø	26,5 mm	Nickel-plated, floating center tube
Weight	8 kg	Baked enamel finish
		Collar thread for easy fixturing



HYDRAULIC CYLINDERKIT + SPINDEL Ø 24

PART Nr 954MA041



HYDRAULIC CYLINDER SET 20 TS

Référence de l'ensemble 954MA042



Hydraulic hollow cylinder
954MA040



Turbo Air Hydraulic Pump
950MA372



High Pressure Hose
954MA005




Hydraulic cylinder kit
954MA041

KING PIN EXTRACTOR SOCKET

Part No
950MA387

Clearance : 165 mm
Minimum clearance : 235 mm
Maximum clearance : 365 mm





HOLLOW CYLINDER 17 TONS WITH ACCESSORIES

Move or remove silent bearing

Part No
954MA020

In box




Remove

8

Move

COMPLETE SET FOR SILENT BEARING CHANGE



L 1 = total length
L 2 = length steel casing


To press in or out the silent bearing without having to disassemble the plate spring, the stabilizer, the driving cab hitch, absorbers, etc.

1-BEARING BLOCK FOR HALF-SHELL SETS



Part No	ID :	90 mm
950MA450	Weight :	8 kg
	Height :	80 mm



HALF-SHELL SET FOR TRUCK SILENT BEARING CHANGE



Part No	Ø (mm)	Appropriate for :	Weight Kg
950MA453	45	DB LN 1320	5,4
950MA454	55/56	IVECO	5,5
950MA455	57	BPW no half-shell	4,0
950MA456	58	DB3229B-DB652-DB650	4,7
950MA457	60	IVECO	4,8
950MA452	60	RVI (silent Ø62 and DB L=106)	4,5
950MA458	63/65	DB ACTROS and ATEGO	3,7
950MA459	66	IVECO	4,0
950MA460	68	MAN ROR SAF	4,0
950MA461	70	MAN	4,0
950MA462	75	DB ACTROS	4,0
950MA463	80		4,0



COMPLETE SET FOR SILENT BEARING AND RING

Part No
950MA440

Applications : VOLVO (FM12)
RENAULT (430/450/460)
MAN-TGA 4410/414/460)



HOLLOW CYLINDER 10 T

Part No
954MA019

High : 90 mm



Dimensions

75 mm

50 mm

25 mm

10 mm

SAF SILENT BEARINGS PULLERS (assemble and disassemble)

Part No

950MA600

Comparaison SAF 3 434 3326 0




assemble and disassemble Silentbloc 3D
SAF - DISCOS - DB - HENDRICKSON



PULLER FOR BRAKE LINKAGE ADJUSTERS


Puller for brake linkage adjuster BPW with 3 segments

Part No 950MA271



Puller for brake linkage adjuster Haldex

Part No 950MA270





BALL JOINT EXTRACTOR

BALL JOINT extractor type 129

Universal type for passenger cars and light commercial vehicles


Part No	Clearance C (mm)	Range A (mm)	For BALL JOINT sizes
129-1 (950MA299)	18-22	50	19-27
129-3 (950MA297)	34	70	35-40
129-4 (950MA298)	40	85	50
129-5 (950MA286)	36	70	40-50



Hydraulic BALL JOINT extractor type 129-H


For medium-size trucks, busses and construction vehicles

Part No	Clearance C (mm)	Range A (mm)	For BALL JOINT (mm)
129-3-H (950MA287)	34	70	35-40



For heavy trucks, busses and construction vehicles

129-4-H (950MA289)	40	85	50
--------------------	----	----	----



For medium-size and heavy trucks, busses and special-purpose vehicles

129-5-H (950MA290)	36	70	40-50
--------------------	----	----	-------

950MA306 Hydraulic ram for extractor 129-4-H and 129-5-H

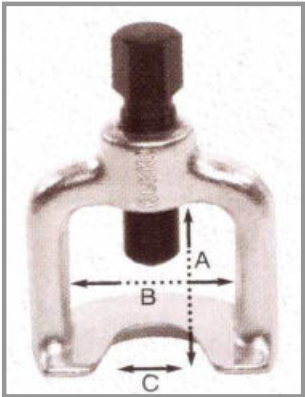


BALL JOINT extractor type 128

For forcing out ball journals when removing ball-and-socket joints.

Quick and simple action.

Part No	Height (mm)	Width (mm)	Clearance (mm)
	A	B	C
128-3 (950MA294)	60	60	29
128-4 (950MA295)	80	60	40
128-5 (950MA296)	100	75	46
950MA320	screw for 128-4 and 128-5		



Universal BALL JOINT extractor type T-129

With three interchangeable forcing forks for universal application

DAF, IVECO, MAN, MB, SCANIA

VOLVO, etc...

Part No	Clearance (mm)
	C
T-129-6 (950MA291)	25-32-47



This little hydraulic cylinder (954MA012) can be placed instead of the mechanical screw



ADJUSTABLE BALL JOINT EXTRACTOR

Part No

950MA278

For BALL JOINT : 35 to 45 mm

Can be pushed downwards or upwards in accordance with the space.


Clearance : 45 mm

Width : 50 mm

Applications :	appropriate for
MB	ACTROS-ATEGO(18t)-SK-0405-N-GN
MAN	F2000-TG-A23-
IVECO	EUROSTAR-TECH-TURBOSTAR
RVI	
SCANIA	3 and 4 -ICARUS
VOLVO	
DAF	
IRISBUS	



Can be used with the hydraulic cylinder 954MA012 or with the hydraulic spindle 15 ts 950MA306



The same but with a clearance of 27 to 36 mm

Part No

950MA277

For BALL JOINT 27 to 36 mm

Clearance : 36 mm

Part No

950MA276

For ball joint 35 to 45 mm

Adjustable ball joint hydraulic extractor

BALL JOINT EXTRACTOR drive 3/4"

Part No	Clearance	Height
951MA057	42 mm	95 mm
951MA056	47 mm	95 mm
951MA050	58 mm	115 mm
951MA055	62 mm	115 mm



height ←



6 POINT BALL JOINT EXTRACTOR

Part No	Clearance	Height	6 point
951MA053	30 mm	58 mm	19
951MA052	32 mm	85 mm	26



height ←

HYDRAULICAL EXTRACTOR

Ball joint 24 and 32 mm


BALL JOINT EXTRACTOR

32 mm

Part No
951MA054

Adjustable height
mini : 50 mm
maxi : 110 mm

Part No
951MA051



**BALL JOINT EXTRACTOR VERY HIGH RESISTANCE
WITH HYDRAULIC CYLINDER 10 t.**

Extra Flat

Compact model appropriate for MAN, MB CITARO...

Clearance : 36 mm


Maximum height : 60 mm

Part No	Description
950MA300-1	Extractor with hydraulic cylinder
950MA300-2	Extractor only
954MA012	Hydraulic cylinder 10 t




FORK SEPARATOR

Part No	Description
950MA281	18 mm - 23/32"
950MA282	23 mm - 15/16"
950MA283	29 mm - 1"1/2
950MA284	39 mm - 1"5/8
950MA285	45 mm - 1"7/8




TIE ROD TOOL

Part No	Description
950MA545	Tie rod tool : 40 mm to 55 mm
950MA546	Accessory : 25 mm to 40 mm



To loosen and tighten difficult to reach tie rods with good distribution of power in the wrench

ROLLING HEAD PRY BAR



950MA639
950MA640
950MA641

950MA635
950MA636
950MA637

Part No	Description	Ø	length
950MA635	Jimmy bar	15,9 mm	457 mm
950MA636	Jimmy bar	19 mm	610 mm
950MA637	Jimmy bar	22,2 mm	762 mm
950MA639	Rolling head pry bar	11,1 mm	305 mm
950MA640	Rolling head pry bar	14,3 mm	406 mm
950MA641	Rolling head pry bar	19 mm	457 mm

BEARING EXTRACTOR (internal) 6 jaws

Part No	for internal bearing/mm
950MA803	13 to 18
950MA804	18 to 22,5
950MA805	22,5 to 30
950MA806	30 to 38



SLIDE HAMMER SYSTEM

Part No
950MA800

TRANSMISSION REPAIR TOOL

Part No
950MA801

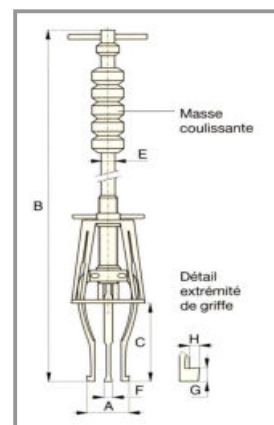
10-14 mm
15-19 mm
18-25 mm
25-32 mm



Internal extractor with jaws

Jaw	Spread (A)	Reach (C)	Length B	H	G
standard	14-101	168 mm	736 mm	1,5	3
long	25-133	218 mm	787 mm	3,5	7,6

Part No	Complete set
950MA627	Extractors + 2 jaws standard and long + slide hammer



Part No 950MA556

Content : 6 internal extractors Ø 6 to 40 mm
1 slide hammer. + **950MA558** internal bearing extractor
For bearing 24-30 mm.

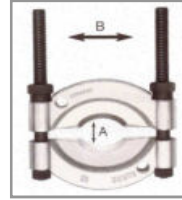


EXTRACTOR 15-D in metal case 950MA594

COMPLETE SET OF SEPARATOR AND PULLING TOOL




Content



1 separator
15-4

A = 30-200 mm
B = 200 mm



1 pulling tool

Part No 950MA314

A = 120-380
B = 350

ACCESSORIES

Hydraulic screw 15 tons

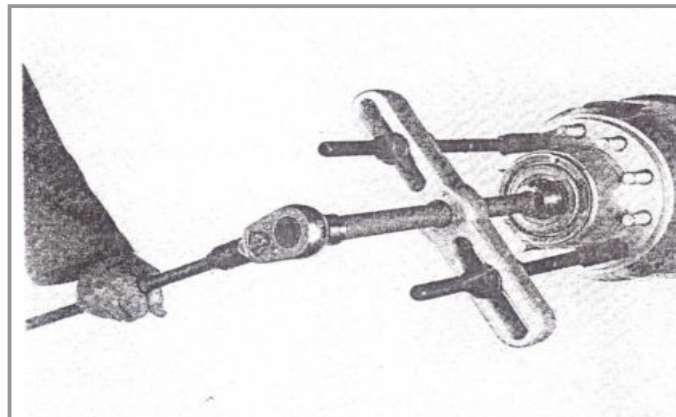
Part No 950MA597

(for all Kukko extractors)



22x1,5 Long adaptors

Part No 950MA313 (2 screw adaptors are needed)



950MA313+950MA314

COMPLETE SET OF SEPARATOR AND PULLING TOOL 12 tons

Part No

950MA599

Adjustable between the axles 120 to 290 mm

Hydraulic hollow 12 tons



EXTRACTOR UNIVERSAL

Part No

950MA343

with coffer

Weight : 22kg



M18x1,5 - M20x1,5 - M22x1,5 - M24x1,5 - M30x1,5 - 7/8"

SAF - BPW - SCANIA

UNIVERSAL EXTRACTOR

Part No
950MA345

Different sleeves

M18x1,5	DAF-DAIMLER-FAUN IVECO-EVO BUS-SETRA-MAN VW-LT35,40,45,50
M20x1,5	BEDFORD-DAF-DAIMLER-FAUN IVECO-EVO BUS-SETRA-MAN STEYER DAIMLER PUCH-VOLVO
M22x1,5	BEDFORD-DAF-DAIMLER-FAUN IVECO-EVO BUS-RVI-SETRA-MAN STEYER DAIMLER PUCH-VOLVO



UNIVERSAL HYDRAULICAL EXTRACTOR 15tons

Part No
950MA345-H

Same as 950MA345 but hydraulic



Spare parts

Part No	Description
950MA314-6	Plug of push 110x30
950MA314-7	Plug of push 90x30
950MA313-1	Sleeve 7/8" 11BSF SCANIA
950MA313-2	Sleeve 7/8" 14UNF VOLVO

3 ARMS PULLER

Part No	Dimensions
950MA578	Width 550 mm - Height 540 mm

With adjustable reach



FRONT WHEEL AXLES HUB EXTRACTOR Clearance 335mm (22") in metal case

Part No
950MA337




UNIVERSAL HYDRAULIC HUB PULLERS

Part No	Ø
950MA580	to 350 mm

Contenu : 1 hydraulic ram 20 t.
1 slotted disk for passenger cars and medium-size trucks
1 slotted disk for heavy trucks
7 pulling arms (hole Ø 22 mm)
7 pairs of insert rings (Ø14 mm and 18 mm)

For passenger cars, light commercial vehicles, medium and heavy trucks with bolt hole up to 350mm.


In metal case



HYDRAULIC AXLE PULLER in plastic case

Part No

950MA553



55 mm


Length : 210 mm



Length : 455 mm

10 Tons jack

RING SLOGGING SPANNER



Part No	mm	L
950MA819	22	180
950MA820	24	180
950MA824	26	180
950MA821	27	180
950MA822	30	185
950MA823	32	190
950MA825	36	200
950MA827	46	200
950MA826	60	200

Larger sizes also available

RING SLOGGING SPANNER 12 point

Part No	Ø mm
950MA830	22
950MA831	24
950MA832	27
950MA833	30

Rallonge

Part No
950MA834



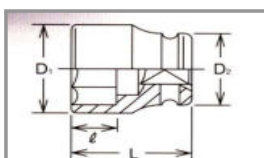
SOCKETS AND ACCESSORIES



on request, all sockets are available :

1/4"	Ø	4 to 14
3/8"	Ø	6 to 24
1/2"	Ø	8 to 41
3/4"	Ø	17 to 60
1"	(next pages)	
1"1/2	Ø	41 to 150
2"1/2	Ø	50 to 235
3"1/2	Ø	105 to 215

6 POINT SOCKET 1" "IMPACT"



6 POINT/MM	Part No short	I mm	L mm	D1 mm	D2 mm	Part No long	I mm	L mm
17	952MA200	12	57	32,8	54	on request	17	108
19	952MA201	13	57	35,3	54	952MA267	19	108
21	952MA202	15	57	37,8	54			
22	952MA203	15	57	39	54	952MA245	22	108
23	952MA204	16	57	40,3	54	on request	26	108
24	952MA205	16	57	41,5	54	950MA153	24	108
25	952MA206	16	57	42,8	54	952MA237	25	108
26	952MA207	16	57	44	54	on request	26	108
27	952MA208	16	57	45,3	54	952MA254	27	108
28	952MA209	16	57	46,5	54	on request	28	108
29	952MA210	18	57	47,8	54	952MA243	29	108
30	952MA211	21	62	49	54	952MA252	30	108
31	952MA212	21	62	50,3	54	on request	31	108
32	950MA198	21	62	51,5	54	952MA235	32	108
33	950MA199	21	62	52,8	54	950MA162	33	108
34	950MA200	21	62	54	54	on request	34	108
35	952MA213	21	62	55,3	54	on request	35	108
36	952MA214	21	62	56,5	54	950MA151	36	108
37	952MA215	21	62	57,8	54	on request	37	108
38	952MA216	25	66	59	54	952MA262	38	108
40	952MA217	25	66	61,5	54	on request	38	108
41	950MA184	25	66	62,8	54	952MA241	38	108
42	950MA185	25	66	64	54	950MA161	38	108
43	952MA218	27	68	65,3	54	on request	38	108
44	952MA219	27	68	66,5	54	952MA238	38	108
45	952MA220	27	68	67,8	54	952MA244	38	108
46	952MA221	29	70	69	54	952MA236	38	108
47	952MA222	36	70	70,3	54			
48	952MA223	35	70	71,5	54	952MA234	67	108
1"15/16				72,8	54	on request	67	108
50	952MA224	35	70	74	54	952MA239	66	108
2"				75,3	54	on request	66	108
52	952MA225	40	75	76,5	54	952MA263	65	108
54	952MA226	40	75	79	54	on request	64	108
55	952MA227	39	75	80,3	54	952MA275	63	108
56	950MA190	39	75	81,5	54			
2"1/4				82,8	54	on request	62	108
58	952MA228	39	75	84	54	on request	61	108
60	950MA186	39	75	86,5	54	952MA253	60	108
62	952MA229	38	75	89	54	on request	59	108
63	952MA230	38	75	90,3	54			
2"1/2				91,5	54	952MA242	58	108
65	950MA189	38	75	92,8	54	952MA273	58	108
67	952MA231	38	75	95,3	54	on request	56	108
68	952MA232	37	75	96,5	54			
70	950MA187	37	75	99	54	952MA247	55	108
2"7/8				102,8	54	on request	53	108
75	950MA193	39	80	105,3	86	on request	52	108
76,2-3"	950MA197					950MA163	51	108
77 (3"1/16)	950MA188	44	85	109	86	950MA164	50	108
80	950MA194	44	85	111,5	86	on request	49	108
3"3/16				112,8	86	on request	48	108
85 (SAF)	950MA195	46	90	117,8	86			
90	950MA196	51	95	124	86			
95	952MA256	43	100	130,3	86			

12 POINT SOCKET - 1" - for CARDAN SHAFTS (thin walled)

Part No	mm	OD	Length
950MA261	50	68	70
950MA262	55	76	75
950MA263	65	87	75



12 POINT SOCKET - 1"

Part No	mm	OD	Length
952MA311	47	68	67
950MA240	50	74	70
950MA244	55	80,3	75
950MA245-1	60	86,5	75
950MA245	65	95,8	75



6 POINT SOCKET - 1" - SEMI-DEEP, THIN WALLED LENGTH 108 mm

Part No	mm	OD
950MA174	22	36
950MA179	24	38,5
950MA180	27	42,3
950MA181	30	46
950MA182	32	48,5
950MA183	33	49,8
950MA165	34	51
950MA166	35	52,3
950MA167	36	53,5
950MA158	38	56
950MA159	41	59,8



8 POINT EXTRA FINE SOCKET 1/2"

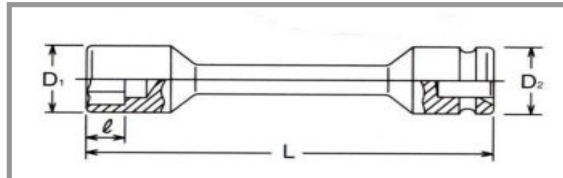
Part No	Description
953MA515	27 - lg 60 mm capteur MB, MAN, SCANIA, Boîte ZF,...



TORSION BARS "IMPACT"

1" - 6 point

- For tightening only
- Not use for unscrewing



Part No	6 point	D1(mm)	D2 (mm)	l (mm)	L (mm)	g
950MA238	24x350Nm	43,5	54	24	300	1380
950MA230	27x350Nm	45,3	54	27	300	1401
950MA231	27x450Nm	45,3	54	27	300	1579
950MA239	29x400Nm					
950MA232	30x500Nm	49	54	30	300	1563
950MA233	32x450Nm	51,5	54	32	300	1600
950MA234	32x600Nm	51,5	54	32	300	1602
950MA235	33x550Nm	52,8	54	33	300	1638
950MA236	33x600Nm	52,8	54	33	300	1638
950MA237	36x600Nm	56,5	54	36	300	1718

EXTRA LONG SOCKET FOR WHEEL NUTS 1" or 3/4"



1" drive

Part No	6 point / mm	Length *
950MA152	27	270
950MA168	30	270
950MA169	32	270
950MA172	33	270

3/4" drive

Part No	6 point / mm	Length *
952MA050	27	270
952MA051	30	270
952MA052	32	270
952MA053	33	270

* available in 400 mm length

EXTENSION BAR 1"



Part No	Length
950MA325	175 mm
950MA326	250 mm
950MA327	330 mm

ADAPTATOR

Part No	Male	Female
950MA140	1/2"	3/4"
950MA141	3/4"	1"
950MA191	1"	1"1/2"



ADAPTATOR

Part No	Male	Female
950MA142	3/4"	1/2"
950MA143	1"	3/4"
950MA144	1"1/2"	1"




Part No	Male	Female	Length
950MA146	1"	3/4"	250 mm

RATCHETING RING SPANNER

Part No
953MA400

6 to 14 mm
in case



DOUBLE WRENCH FOR TRUCKS WHEEL NUTS

Part No	mm	drive	Length / cm
950MA081	32-33	3/4"	39
950MA082	30-32	3/4"	39
950MA083	27-32	3/4"	39
950MA084	24-27	3/4"	39



BAR FOR WRENCH FOR TRUCKS WHEEL NUTS

Part No	Ø / mm	Length cm
950MA080	18	50



DOUBLE WRENCH STRENGTHENED FOR TRUCKS WHEEL NUTS + BAR

Part No	Ø / mm	Length cm
950MA093	30	37
950MA094	32	37
950MA095	33	37

Length of bar : 70 cm

Ø of bar : 30 mm



TYRE FITTING EQUIPMENT

Part No 950MA999

Easy tyre fitting for trucks, buses and fork-lifts

- Advantages :**
- Enormous time saving
 - Adjusting and swivelling bolt
 - No damage to wheel nuts
 - Length of the handle can be adjusted
 - Opening : 29 cm to 62 cm.
 - Approved by the German "TÜV"
- Load :**
- Maximal 210 kg.

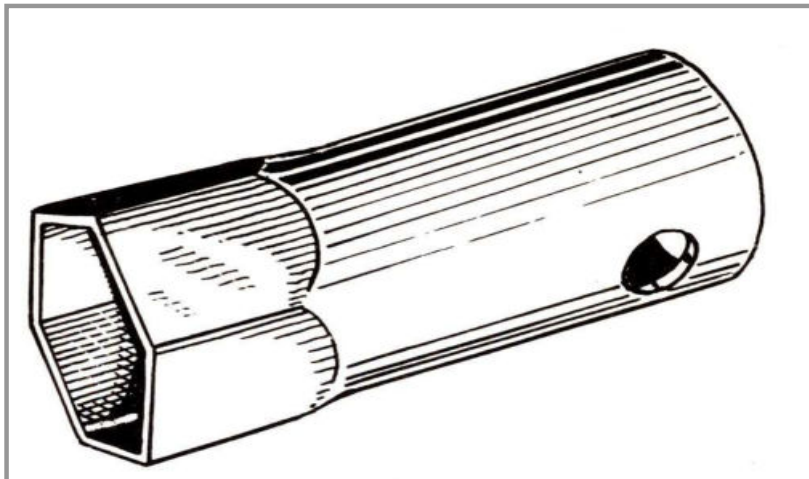
Weigth : 17 kg.



6 POINT HUB NUT BOX SPANNER


- special wrought steel
- do not use with an impact gun

Ø mm	Length	Part No	Appropriate for
27		950MA099	
33		950MA100	
36	150	950MA101	BPW NUT
41	150	950MA102	BPW NUT
46	150	950MA103	BPW NUT
50	150	950MA104	Land Rover
55	150	950MA105	FIAT-DAILY- BPW NUT
60	200	950MA106	front wheel RVI
65	200	950MA107	NUT Volvo-ECROU EH... 6,5 to 9t
68		950MA127	VOLVO - TRAILOR
70	200	950MA108	VOLVO - BPW NUT
75	200	950MA109	Volvo FL7 back wheel - SAE
77		950MA125	RVI
80	200	950MA110	NUT BPW EH... 6,5 to 12t
85	200	950MA111	NUT BPW EH... 13to 16t-SAE GIGANT
86,5		950MA124	Iveco Eureutech
90	200	950MA112	IVECO EUROCARGO - VOLVO
95	200	950MA113	RVI-Iveco Eurotraker- VOLVO
100	200	950MA114	BACK NUT IVECO - SAE - BPW
105	250	950MA115	Volvo FL7
110	250	950MA116	Fruehauf-Trailor-SMB
112		950MA126	
115	250	950MA117	SETRA-DAF
120	250	950MA118	FRUEHAUF SMB NUT
125	250	950MA119	
130	250	950MA120	
135	250	950MA121	
135	Entrainement 6 point 36 mm	950MA1210	VOLVO
140	250	950MA122	
150		950MA123	SAE DUPILLIER
160		950MA1231	CHAPEAU GIGANT - FONTENAX



HEXAGONAL SOCKET 1" and 3/4" DRIVE

Ø / mm	Length	Part No	drive	Appropriate for
46		950MA1030	1"	BPW ECO+2
58		950MA1055	1"	FIAT
60		950MA1060	1"	RVI
62		950MA1063	1"	
63		950MA1065	1"	
65		950MA1070	1"	IVECO - VOLVO - SAE - BPW
66		950MA1074	1"	FORD
68		950MA1075	1"	VOLVO - TRAILOR
70		950MA1080	1"	VOLVO - ECROU BPW
70	200	950MA1081	1"	
75		950MA1090	1"	VOLVO - SAE GIGANT ECROU
77		950MA1250	1"	RVI
77		950MA1251	1"	Ø ext 96,6 mm
80		950MA1100	1"	BPW NUT EH... 6,5 to 12 t
80		950MA1101	3/4"	Ø ext 100 mm
85		950MA1111	1"	BPW NUT - SAF - SAE
85	200	950MA1110	1"	
85		950MA1112	3/4"	BPW NUT - SAF - SAE
88		950MA1115	1"	VOLVO
90		950MA1120	1"	IVECO EURO CARGO - VOLVO
90	230	950MA1121	1"	
91,5	Guide ext.46-Int.40	950MA1125	3/4"	ROCKWELL
94		950MA1126	1"	FIAT-VOLVO
95		950MA1130	1"	NUT BPW ECO+ - SAF - DISCOS - FONTENAX
98		950MA1132	1"	FIAT
99,5	Guide ext. 54-Int. 48	950MA1131	3/4"	ROCKWELL
100		950MA1140	1"	BPW - SAE GIGANT NUT
105		950MA1150	1"	FIAT-DAF-VOLVO
106		950MA1153	1"	SETRA
110		950MA1160	1"	FRUEHAUF SMB
112		950MA1161	1"	FIAT-EURO CARGO
113		950MA1162	1"	FIAT
114	Guide ext. 66-Int. 59	950MA1163	3/4"	
115		950MA1170	1"	FORD - SETRA - DAF
118		950MA1171	1"	
120		950MA1180	1"	DAF-SCANIA
130		950MA1200	1"	
138		950MA1211	1"	
140		950MA1220	1"	SAF
150		950MA1230	1"	
160		950MA12311	1"	



8 POINT HUB NUT BOX SPANNER

- special wrought steel
- do not use with an impact gun

Ø mm	Length	Part No	Appropriate for
55	150	950MA201	BPW
60	200	950MA202	BPW
65	200	950MA203	
70	200	950MA204	
75	200	950MA205	
77,5		950MA220	
80	200	950MA206	VOLVO - SCANIA - IVECO
82		950MA219	ROR
83		950MA221	
85	200	950MA207	BPW
90	200	950MA208	BPW
95	200	950MA209	ROR - CHAPEAU BPW ECO H.K.N. 6,5 0 9t
98		950MA223	
100	200	950MA210	SCANIA type 3 and 4
105	250	950MA211	Volvo F and FH
110	250	950MA212	CHAPEAU BPW EH... 10 to 12t
112		950MA222	ROR LM
115	250	950MA213	VOLVO
120	250	950MA214	BPW - FRUEHAUF - SAE
125	250	950MA215	Fruehauf nut
130	250	950MA216	BPW H....20t
135	250	950MA217	
140	250	950MA218	



DOUBLE 8 POINT HUB NUT BOX SPANNER

Ø mm	Length	Part No	Appropriate for
82-95		950MA085	ROR
85-95		950MA086	ROR



END WRENCH 8 point 150 mm


Part No
950MA900

For SAE GIGANT



OCTOGONAL SOCKET 1/2" and 1" and 3/4" DRIVE

Ø mm	Length	Part No	drive	Appropriate for
27		953MA515	1/2"	ZF
60		950MA2020	1"	
65		950MA2030	1"	
70		950MA2040	1"	
78		950MA2055	1"	VOLVO
80		950MA2060	1"	IVECO - VOLVO - SCANIA
82		950MA2064	1"	ROR
83		950MA2065	1"	
85		950MA2070	3/4"	BPW - SCANIA
86		950MA2074	1"	
88		950MA2075	1"	
90		950MA2080	1"	BPW
95		950MA2090	1"	CHAPEAU BPW ECO - CODER
96		950MA2094	1"	
97		950MA2095	1"	
100		950MA2100	1"	SCANIA-VOLVO
102		950MA2105	1"	FIAT - IVECO
105		950MA2110	1"	FIAT - IVECO - VOLVO
108		950MA2115	1"	
110		950MA2120	1"	SCANIA - SAE GIGANT - BPW
112		950MA2220	1"	ROR LM
115		950MA2130	1"	VOLVO-RVI DXI
118		950MA2135	1"	
120		950MA2140	1"	BPW ECO H.K.N. 6,5 to 12 t
122		950MA2144	1"	
123		950MA2145	1"	
125		950MA2150	1"	
130		950MA2160	1"	
135		950MA2170	1"	
140		950MA2180	1"	



UNIVERSAL ADJUSTABLE WHEEL BEARING LOCK NUT WRENCH

Part No For → 6 point lock nut : 49 to 135 mm
950MA097 → 8 point lock nut : 49 to 143 mm
→ crenel nuts

Steel


Plastic case : 30x20x7

Use with a 3/4" drive (Content reducer 3/4" - 1/2")

Includes three sets of pins to suit lock nuts with pin holes

Adjustable jaws with locking feature to suit both hexagon and octagon wheel bearing lock nuts

Pin diameter : 6x44mm (x2) - 8x44mm (x2) - 10x44mm (x2)



BPW WRENCH

HUB WRENCH

Thickness : 16 mm

8 point

Plate / mm	For thread	length	Ø	Part No
55	M66x2	160	85	950MA011
60	M76x2	170	92	950MA012
70	M84x2	183	103	950MA013
85	M95x2	205	122	950MA014
90	M105x3	230	140	950MA015
95	M115x3	235	145	950MA016
110	M125x3	240	160	950MA017
110	M135x3	240	160	950MA017
120	M155x3	250	170	950MA018



Special BPW

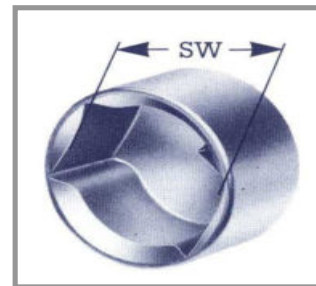
Plate / mm	For thread	length	Ø	Part No
95	M115x2	235	145	950MA031
110	M125x2	240	160	950MA032
120				950MA032-1



BPW WRENCH SOCKET

For nut spindle

Part No	SW	drive
950MA033	65	1/2"
950MA034	80	1/2"
950MA035	65	opening
950MA036	80	opening



For hub

Part No	SW	drive
950MA087	95	1"
950MA088	110	1"

↳ Torque tightening 800 Nm (0336429030)

BPW 80 OPEN SOCKET "IMPACT"

3/4" drive

Part No
950MA0341



BPW 65 OPEN SOCKET "IMPACT"

3/4" drive

Part No
950MA0331



Hub nut wrench SAF SW 140

type SK-RS 9042

Part No
950MA250

use with a 46mm socket

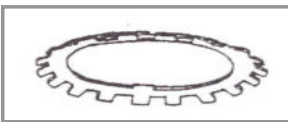


Hub nut wrench

Part No	Appropriate for
950MA254	For SAE nut spindle thread M80x2 (KM16) 1" drive
950MA2541	For SAE nut spindle thread M70x2 (KM14) 1/2" drive

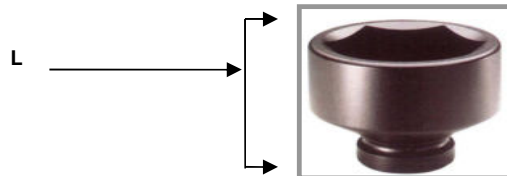


Part No	Description
850MA001	Tightening nut KM12
850MA002	Tightening nut KM14
850MA003	Tightening nut KM16
850MA004	Tightening nut KM18
850MA011	Brake washer MB12
850MA012	Brake washer MB14
850MA012	Brake washer MB16
850MA013	Brake washer MB18



Trailor hub nut wrench 1" drive


Part No	6 point	Length / mm
950MA164	77	108
950MA188	77	85



SMB hub nut and hub cap wrench

1/2" drive

Part No
950MA251



KÄSSBOHRER hub nut wrench

1" drive

Part No		Ø / mm	height / mm
950MA041	2 tenons	159	75
950MA042	3 tenons	127	75

MAN

MAN HUB EXTRACTOR Ø166

Part No

950MA588





MAN HUB EXTRACTOR M115x1,5

Part No

950MA589



6 LUGS SOCKET MAN

Part No	Description		
950MA025	6 lugs 3/4" drive Front axle F2000 and TGA	ID crenel : 93 mm ID socket : 101 mm OD socket 110 mm Crenel width : 8,3 mm	
950MA027	6 lugs 3/4" drive TGA rear axle height 60 mm	ID crenel : 101 mm ID socket : 110 mm OD socket 118 mm Crenel width : 11,5 mm	
950MA026	6 lugs 3/4" drive with guide MAN TGA rear axle	ID crenel : 116 mm ID socket : 132 mm OD socket 151 mm Crenel width : 11,5 mm Ø guide : 67 mm	

MAN

FEMALE TORX SOCKET DRIVE 3/4"

Part No	Description	Utilisation	
953MA700	E18x75mm	Move and remove MAN-M breech screw	16
953MA701	E20x120mm	Move and remove MAN-F breech screw	18
953MA520	E24x110 mm		



FEMALE 12 POINT LONG IMPACT SOCKET CASE - 3/4" drive

Composition : 12 pans 17mm - 12 pans 19mm - E18 - E20 - E24

Length 89mm

Part number

953MA521



LEVER

MAN

Part number

950MA089

Lg 550 mm



MAN TOOL CASE 80996060225

Part No
227EB001



CAMSHAFT ROTATOR MAN ET MERCEDES

Part No

950MA066

1/2" drive

MAN 80-99626-6006 - MAN 5/6 et cylindres - D25/28
MB 900 - 904 - 906 - ACTROS - ATEGO



Part No

950MA067

1/2" drive

MAN D20../D25../D26../D28...



Part No

950MA068

MB 6/8 et 10 cylindres
OM 401, 402, 403, 407, ACTROS
MAN 12 cylindres



MERCEDES

6 CRENEL WRENCH for ACTROS AXLE MB749589020700

Part No

950MA267 Ø 125

3/4" drive



6 CRENEL WRENCH MB ATEGO

Part No

950MA259-1 Ø 95

with guide Ø 49mm et 57mm

3/4" drive



12 CRENEL WRENCH for MB AXLE 12 CRENEL M48

Part No

950MA241



12 CRENEL WRENCH (97,8 - 105,8) MB345 REAR AXLE

Part No

950MA268 Ø 115



6 POINT IMPACT SOCKET 95 1" drive (DISCOS)

Part No

950MA1130




MERCEDES

12 POINT SOCKET SPRINTER

Hub nut wrench rear axle

3/4" drive



Part No	Ø
950MA243	65

6 CRENEL MERCEDES SOCKET

Part No	Description
950MA027	6 crenel 3/4" drive height 60 mm
	ID crenel 101 mm
	ID socket 110 mm
	OD socket 118 mm
	Width crenel 115 mm



Part No	Description
950MA028	6 crenel 1" drive height : 81 mm
	ID crenel 86 mm
	ID socket 96,5 mm
	OD socket 110,5 mm
	Width crenel 11 mm



Part No	Description
950MA029	6 crenel 3/4" drive height : 145 mm
	pour essieu directeur
	Ø crive 64 mm
	ID crenel 114 mm
	OD socket 145 mm
	Width crenel 11 mm
	length drive 60 mm



Part No	Description
950MA030	6 crenel 3/4" drive height : 145 mm
	pour essieu releveur
	Ø crive 46 mm
	ID crenel 91 mm
	OD socket 115 mm
	Width crenel 11 mm
	length drive 60 mm



VOLVO

2 CRENEL SOCKET 6 POINT 27 for VOLVO SPRING AXIS


Part No

953MA522



8 POINT SOCKET 1" drive

Part No	Description
950MA2130	Ø 115 front cap hub
950MA2110	Ø 105 rear nut hub




6 POINT SOCKET 1" and 3/4" drive

Part No	Description
950MA1150	Ø 105 1" drive front hub
950MA1101	Ø 80 3/4" drive
950MA1130	Ø 95 1" drive FH rear hub



SPRING COMPRESSOR TOOL KIT FOR RENAULT DXI AND VOLVO FM FH

Part No	Description
950MA045	assemble and disassemble valves Screw : M10x1,5 Lg 25 mm



VOLVO

EXPANDER VOLVO TOOL

For Volvo brake shoe

Part No
950MA075



VOLVO CAMSHAFT ROTATOR

1/2" drive

Part No
950MA055

Volvo 9996956



FEMALE COUPLING

Cooling liquid filling and draining

Part No	Description
950MA060	For VOLVO radiator



FEMALE IMPACT SOCKET 3/8" drive

Length 26mm

Part No	Description	Use
953MA530	11 POINT	Volvo STIRRUP, ...



INJECTOR SLEEVE REMOVER / INSTALLER

For VOLVO FM FH and RENAULT DXI

Part No
950MA044


VOLVO 85104134 socket



SCANIA


8 POINT IMPACT SOCKET 1" drive

Part No	Description
952MA250	Ø 80
952MA251	Ø 85
950MA2100	Ø 100 rear axle




SPECIAL SOCKET FOR MOVE AND REMOVE SPRING AXLE 3/4" drive

Part No	Désignation	description
953MA523		(28-37)
953MA524		(34-46)
953MA525		(34-56)



6 CRENEL IMPACT SOCKET + GUIDE

Part No	Description
952MA255	6 crenel + guide 1" drive
OD	145 mm
ID	130 mm
Ø between crenel	122 mm
Ø guide	70 mm



SCANIA TRUCK CASHAFT ROTATOR

carré 1/2"

Part No
950MA057



FEMALE COUPLING

Cooling liquid filling and draining

Part No
950MA059



IVECO

12 POINT SOCKET 1"

With drive

Part No	Description
950MA022	Ø 90 mm
950MA023	Ø 95 mm
950MA021	Ø 105 mm *
950MA020	Ø 110 mm



Without drive

Part No	Description
950MA0220	Ø 90 mm
950MA0230	Ø 95 mm
950MA0210	Ø 105 mm
950MA0200	Ø 110 mm

* IRISBUS STRALIS

DAILY 12 POINT SOCKET 3/4" drive

Rear axle nut wrench

Part No	Ø
950MA243	65



REPAIR KIT

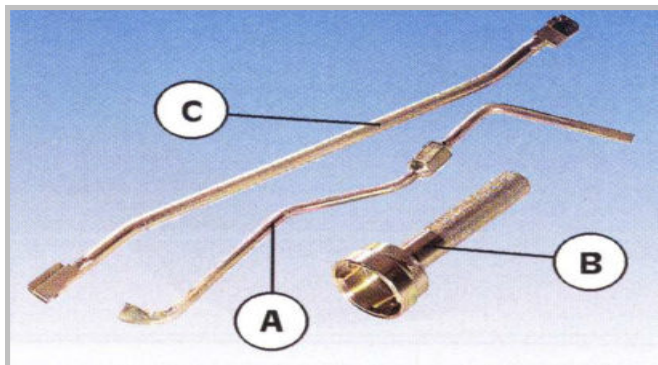
Part No
RBSK0502



Part No	Description
RBSK0248	Iveco repair kit
RBSK0250	Stopmaster repair kit
RBSK1408	Eurotech repair kit

STOPMASTER TOOL


Part No	Description
RBSKOUT1	adjusting tool (A)
RBSKOUT2	seal driver tool (C)
RBSKOUT3	return spring tool (B)



DAF

6 POINT SOCKET 1" drive

Part No	description
950MA1150	Ø 105 rear hub with reducer
950MA1170	Ø 115 rear hub without reducer



DAF FLYWHEEL ROTATOR SOCKET

SW 24

Part No
950MA056
EURO 3



DAF EURO 4 FLYWHEEL ROTATOR SOCKET

Part No
950MA050



12 POINT SOCKET 1" drive


Part No	Description
950MA021	Ø 105 mm rear hub with reducer
	OEM : 160601F



CLE 6 ERGOTS carré 3/4"

Part No	Description	
950MA024	ID CRENEL	66 mm
	ID SOCKET	74 mm
	OD SOCKET	92 mm
	WIDTH CRENEL	7 mm

DAF CF85 EURO 4 ET EURO 5



RVI

6 POINT FINE SOCKET Ø 80 3/4" drive

Part No
950MA1101
OD 100 mm

PREMIUM



12 POINT SOCKET 1" drive

Part No	Description
950MA021	Ø 105 mm


OEM : RVI 5000262674
MERITOR axle



4 CRENEL SOCKET

Part No	Description
952MA015	

RENAULT MASCOT rear hub



KNORR STIRRUP CASE

Part No

953MA820

OEM : ZB9036



FEMALE SOCKET 3/8" drive

Length 26 mm |

Part No	Description	Use
953MA530	11 POINT	Volvo stirrup, ...



ADJUSTING STIRRUP TOOL

6 point 24 - 5 crenel

Part No

950MA058




12 point IMPACT SOCKET - 1/2" drive

Part No	Description
953MA600	17 mm Lg 40 mm - 1/2" drive
953MA601	17 mm Lg 85 mm - 1/2" drive
953MA602	18 mm Lg 40 mm - 1/2" drive
953MA603	19 mm Lg 40 mm - 1/2" drive
953MA604	19 mm Lg 85 mm - 1/2" drive



TORX IMPACT SOCKET - 3/4" drive

Part No	Description	Appropriate for	
953MA501	TORX 55	Brake disc (Renault Magnum)	11
953MA502	TORX 60	Brake disc (MB Actros)	13
953MA503	TORX 70	Change plug MAN-DAF-MB	15
953MA504	TORX 80	Iveco-MAN	18
953MA505	TORX 90		20
953MA506	TORX 100	Iveco-MAN	22



FEMALE 12 POINT LONG IMPACT SOCKET CASE - 3/4" drive

Content : 12 point 17mm - 12 point 19mm - E18 - E20 - E24

Length : 89 mm

Part No
953MA521



WRENCH for CYLINDER HEAD SCREW (FEMALE TORX) 3/4" drive

Part No	Description	Appropriate for	
953MA700	E18x75mm	MAN-M	16
953MA701	E20x120mm	MAN-F	18
953MA520	E24x110mm	SAF	21
953MA069	12 point 1/2" - drive 1/2"	SAF	



THREAD REPAIR TOOL

Part No	Minimum Ø thread	Maximum Ø thread
950MA323	30	130

With metric comb

1,0-1,25-1,5-1,75-2,0-2,5-3,0-3,5-4,0-4,5

950MA324


Imperial comb

4-5-6-7-7,5-8-9-10-11-11,5-12-14-16-18-20-24



* For thread : 12 to 150 mm.

Minimum Ø thread	Maximum Ø thread	Maximum length	Part No
12	25	160	950MA301
25	65	260	950MA302
44	100	355	950MA303
100	150	406	950MA304



THREAD FILE

type 97

Part No	Description	
950MA701	metric thread (ISO)	0,8-1-1,25-1,5-1,75-2-2,5-3 mm
950MA702	Whitworth and BSF thread	10-11-12-14-16-18-20-24
950MA703	SAE (UNF/UNC) thread	11-12-14-16-18-20-24
950MA704	"G" Whitworth thread	11-14-19-28



SCREW EXTRACTOR

Part No
950MA602

"Super Traction" version.

This innovative extractor, with its optimized engagement geometry, combines the advantages of the finely fluted German version with those of bolt/screw extractors with angulas grippin geometry, namely less requisite depth of bore and substantially higher transferable extraction torques.



Part No	Description
950MA760	Thread repair workshop kit M5x,08 M6x1,0 M8x1,25 M10x1,5 M12x1,75
Content	- 10 wire thread insert of each size - Drills 5,2 mm 6,3 mm 8,3 mm 10,4 mm 12,4 mm - Bottoming taps - Tang break and inserting tools



Part No	Description
950MA761	Thread repair workshop kit M16x1,5
Content	- 10 wire thread insert - Drill 16,5 mm - Bottoming tap - Tang break and inserting tool



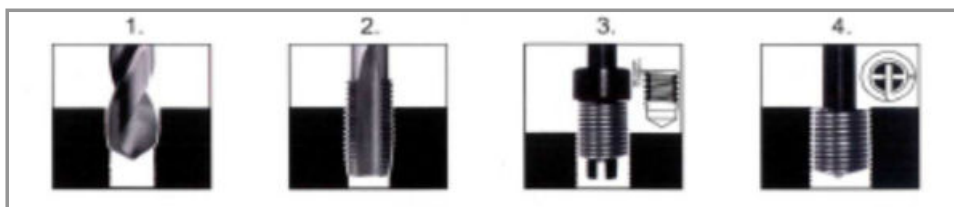
Part No	Description
950MA762	Thread repair workshop kit M14x1,5
Content	- 10 wire thread insert - Drill 14,4 mm - Bottoming tap - Tang break and inserting tool



Part No	Description
950MA763	Thread repair workshop kit M12x1,5
Content	- 10 wire thread insert - Drill 12,4 mm - Bottoming tap - Tang break and inserting tool



Instruction for use



CALLIPER

Material : Stainless steel

Part No	Dimension
954MA502	500 mm
954MA503	600 mm



CALLIPER for BRAKE DISC

Part No
954MA504



DEPTH GAUGE

in wood case

Part No
954MA505



Length : 100 mm
Graduation : 150 mm



TRUCK RADIATOR PRESSURE TEST KIT

Part No**953MA810****9 pcs**

Measuring range : 0,68 et 1,03 bars
Check on pressure loss through gauge
Possibility of testing locking caps
Pressure test on the cooling system

MB-SPRINTER, VOLVO, MAN, DAF, IVECO, RVI, SCANIA



2 SPEED TORQUE WRENCH

Part No**950MA249**

Max. power	5800 Nm
Ratio	1:3 ou 1:58
Drive	1"
Weight	8,8 Kg

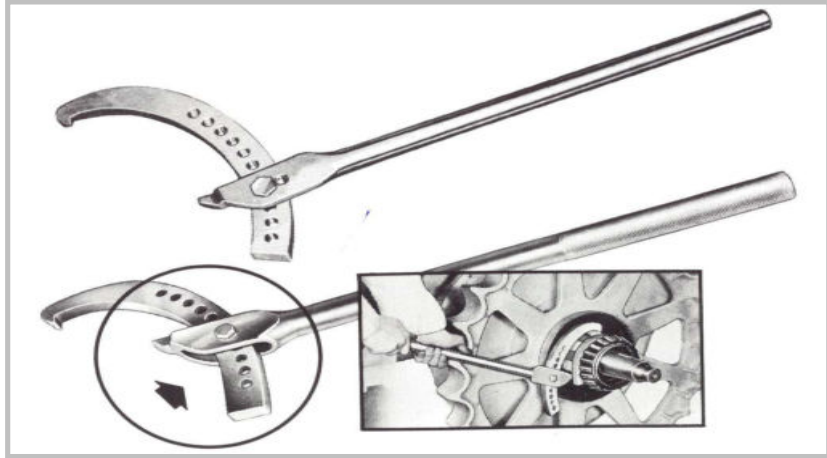
With socket 32 and 33 mm



ADJUSTABLE HOOK SPANNER WRENCH

Part No
950MA630

1 handle +
2 interchangeable jaws
one 3/8" thick
one 3/4" thick



OTC 12600 DRIVE 3/4"

Part No
950MA631

Adjustable 2" - 6"



ADJUSTABLE OTC 885

Part No
950MA632

from 38,1 to 102 mm



BRAKE SPRING PLIER

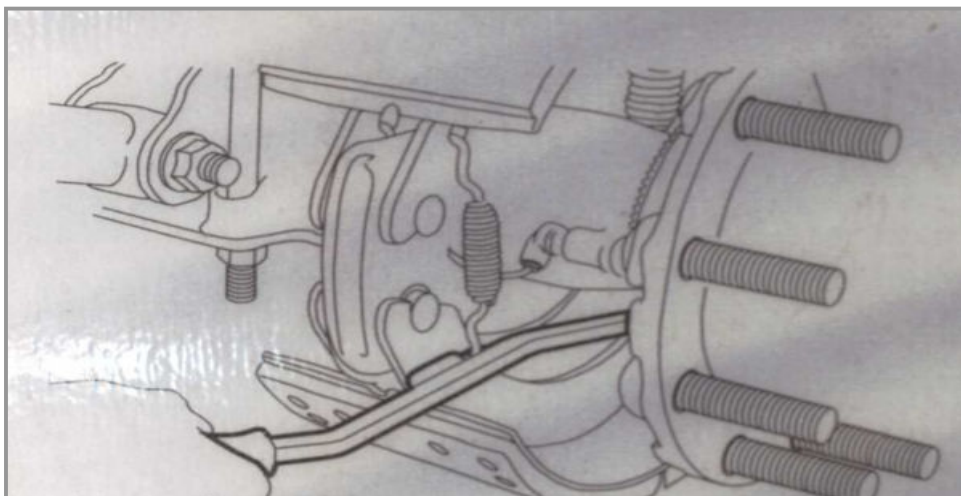
Part No	Description
950MA079	135-20 Length 500 mm
950MA074	spare spring hook with pin



S-CAM AIR BRAKE SPRING TOOL

Appropriate for ROR

Part No
950MA077



TRUCK CLUTCH ALIGNER

Part No 952MA803



Content

1 clutch aligner Ø 22 to 38 mm
1 clutch aligner Ø 36 to 45 mm
1 clutch aligner Ø 42 to 52 mm
5 sleeves Ø 15 to 30 mm

CAR CLUTCH ALIGNER

Part No 952MA802



AIR PRESSURE GAUGE

Part No 950MA363



- Content**
- 1 gauge 0 to 16 bars with glycerin Ø 100
 - 1 brass coupling
 - 5 m blue hose
 - 1 test point adapter

Part No : 950MA364

Blue protection for air pressure gauge : Part No 950MA363

INJECTOR EXTRACTOR M8x0,75 M12x1,5 M14x1,5 in box

Part No

950MA008



INJECTOR SOCKET MAN and MB

Part No	OEM
---------	-----

950MA005	403589040700	
950MA006	403589030700	
950MA007	8099603011-0126	



INJECTOR SOCKET MAN and MB with coffer

Part No

950MA000

MB
MAN
SCANIA



CHAIN WRENCH

1/2" drive

very resistant

Part No	Ø / mm
950MA255	50-110
950MA256	55-120
950MA257	60-135



3 ARM OIL FILTER WRENCH

Part No	
952MA321	110-145 mm - 1/2" drive



STRAP KEY

Part No	Ø / mm
950MA252	50 to 160 mm



STEEL OIL FILTER WRENCH

Part No	Description
952MA301	15 point - 92 1/2" Drive



Part No	Description
952MA302	15 point - 108 1/2" Drive

Very current
VOLVO-RVI-IVECO-SCANIA-CLAAS
CATERPILAR-DEMAG-VOLVO-PENTA- etc...



Part No	Description
952MA303	18 point - 135 1/2" Drive

Very current for MAN



ADJUSTING OIL FILTER WRENCH

Part No	Description
952MA306	For filter Ø 80 - 110 - 1/2" drive or 6 point 21 socket
952MA316	For filter Ø 104 - 150 - 1/2" drive or 6 point 24 socket

The tool is used to remove and install truck oil filter.
 The separate design makes forged in place.

Surfaced steel
 Jaws width : 6 mm



INJECTOR ALLOWANCE FOR TARE PUMP

Part No

617VU002



LAW PRESSURE CRIMPING TOOL

Part No

618GB006

Can be use directly of the vehicule
Crimping Ø 9 to 21 mm
Length : 72 cm
Width : 27 cm
Height : 11 cm
Weight : 9 kg




LAW PRESSURE PRESSING TOOL

For air and fuel hoses

Part No	Description
618GB001	PRESSING TOOL (BIG MODEL) With two dies set (one in the hand lever) Pressing Ø 10 to 30 mm
618GB002	Die set 10 to 17 mm
618GB003	Die set 17 to 30 mm



Part No	Description
618GB004	PRESSING TOOL (LITTLE MODEL) With a die set Pressing Ø 10 to 17 mm Use only in a vice
618GB005	Die set



Part No	OD
216EB031	6-8-10-11
216EB032	7-9-12
216EB033	14-15-16
216EB034	6-8-11-12-15-16 RVI



Part No	Description
255FR500	RILAX 2000 ASSORTED BOX (essential for use these fittings)
Content :	Gripping plier Assembly tool (255FR501-255FR502-255FR503)
255FR501	ASSEMBLY TOOL size 3/8" orange
255FR502	ASSEMBLY TOOL size 1/2" blue
255FR503	ASSEMBLY TOOL size 5/8" green



Part No	Model
117VU001	Plastic little model
117VU002	Blade
117VU003	Big model in cast aluminum Length 18,5 cm.
117VU004	Blade for big model
117VU005	Little model in cast aluminum Length 13 cm.
117VU006	Blade for little model



BENDING TOOL FOR STEEL TUBE

in metal box

Part No	Description
950MA421	For tube Ø 6 to 18 mm



FLARING TOOL

For tube Ø :

4,75 - 6,35 - 3,5 - 4,5
3/16" - 1/4"


Part No

950MA396

Delivered in a box

E and F forms

To be fixed in a bench vice



FLARING TOOL

For tube Ø

4,75 - 5 - 6 - 8 - 9 - 10 -
3/16" - 1/4" - 5/16" - 3/8"

Part No

950MA311

Delivered in a box

E and F forms

Could be used directly of the truck



Tube cutter

Part No

950MA401



Part No

950MA419



FLARING TOOL (BOX)

Only for an occasional use

Part No

950MA394 could be used directly of the truck

Content : cam followers, jaws and a tube cutter
For tube sized in (E-F forms) :

4,75 - 5 - 6 - 6,35 - 8 - 9 - 10
3/16" - 1/4" - 5/16" - 3/8" - 7/16" - 1/2" - 5/8"



AUTOMATICAL FLARING TOOL

Part No

950MA395

Content : cam followers and jaws
For tube sized in (E-F forms) :

4,75 - 6,35 - 6 - 8
3/16" - 1/4" - 5/16" - 3/8"



HIGH INTENSITY FLEXIBLE INSPECTION LIGHT

Part No 954MA700 length 406 mm


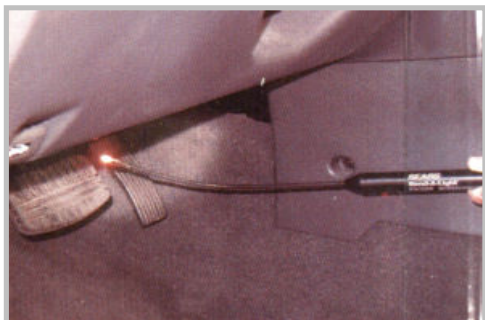
Bulb, alkaline batteries and protective cover included

Part No 954MA702 length 280 mm

Bulb (compatible with both models)

Part No 954MA701

The flexible length permits to light up a dark corner.



LIGHTED INSPECTION MIRROR

Part No 954MA710

Bulb and alkaline batteries included.

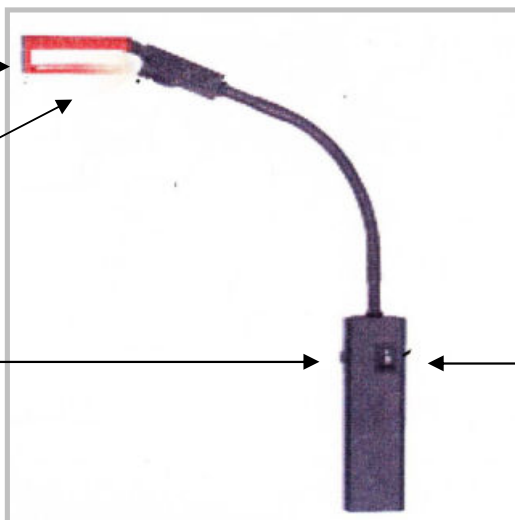
Flexible shaft + adjusting mirror

Part No 954MA712 : bulb

adjusting mirror 90°

inspection light

mirror control knob



MAGNETIC TRAY 230x130

Part No

954MA652



GRIPPING TOOL FOR ABS CONTACT SLEEVES

Part No

702DA021



TOOL FOR ABS TERMINALS

Part No

702DA022




ELECTRONIC PROTECTION 12 and 24 V

Part No

951MA014

Description

Dimensions : 104x61x29 mm
Weight : 150 g
Cable length 400 mm (2,5 mm²)



LIFE HAMMER

Part No

954MA900
authorized



Part number

954MA901
TUV



BOULE DE VOLANT

Part NO

BOULVO



Lager

Suspension Parts GmbH
Ruhrstraße 46-50
D-59821 Arnsberg/Germany
Tel.: +49 (0) 2932-894 804
Fax: +49 (0) 2932-894 808
Mail: info@spgermany.de

Verwaltung

Suspension Parts GmbH
Unterm Römberge 55
D-59821 Arnsberg/Germany
Tel.: +49 (0) 2931-78 78 87
Fax: +49 (0) 2931-78 78 86
Web: www.spgermany.de